

Warm Up

Solve each proportion.

1. $\frac{4}{3} = \frac{x}{5}$

$$\begin{aligned} 4 \cdot 5 &= 3x \\ 20 &= 3x \\ 6.\bar{6} &= x \end{aligned}$$

2. $\frac{6}{10} = \frac{9}{x+1}$

$$\begin{aligned} 6x + 6 &= 90 \\ 6x &= 84 \\ x &= 14 \end{aligned}$$

3. The area of a rectangle is
- 750 m^2
- . The ratio of the width to the length is 5:6. Find the width and the length.

$$25\text{m} \quad 30\text{m}$$

6-2 Using Proportions

Properties of proportions:

If $\frac{a}{b} = \frac{c}{d}$

Then: $\frac{a}{c} = \frac{b}{d}$

$\frac{a}{c} = \frac{b}{d}$

$\frac{a+b}{b} = \frac{c+d}{d}$

$\frac{2}{3} = \frac{4}{6}$

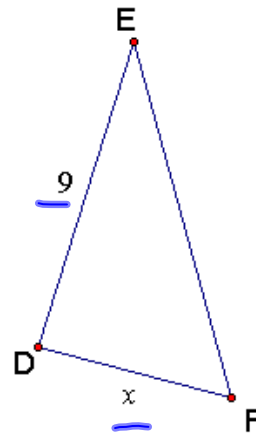
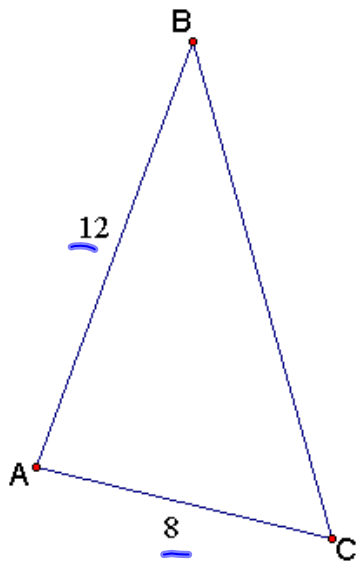
$\frac{2}{4} = \frac{3}{6}$

$\frac{3}{2} = \frac{6}{4}$

$\frac{5}{3} = \frac{10}{6}$

Ex 1 In the diagram, $\frac{AB}{DE} = \frac{AC}{DF}$

Write four true proportions.



$$\frac{12}{9} = \frac{8}{x}$$

$$\frac{5}{12} = \frac{x}{18}$$

$$\frac{12}{8} = \frac{9}{x}$$

$$\frac{2}{9} = \frac{8+x}{x}$$

Ex 2 In the diagram, $\frac{SV}{VT} = \frac{SU}{UR}$

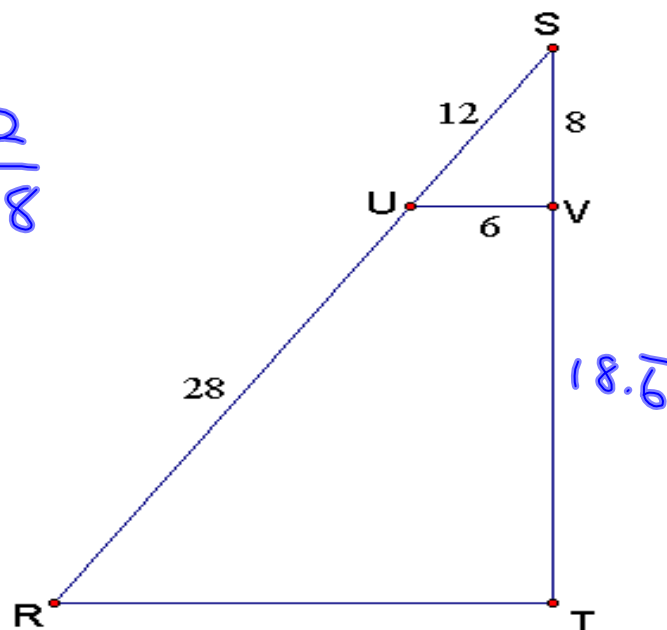
Find ST and VT .

$$\frac{8}{x} = \frac{12}{28}$$

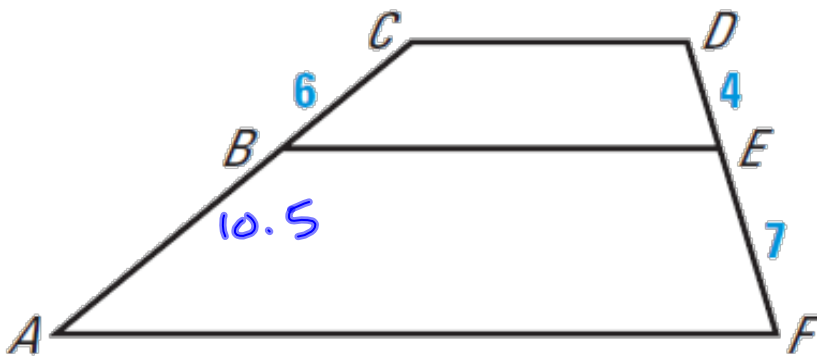
$$x = 18.\bar{6}$$

$$VT = 18.\bar{6}$$

$$ST = 26.\bar{6}$$



Ex. 3 In the diagram, $\frac{CB}{BA} = \frac{DE}{EF}$
Find BA .

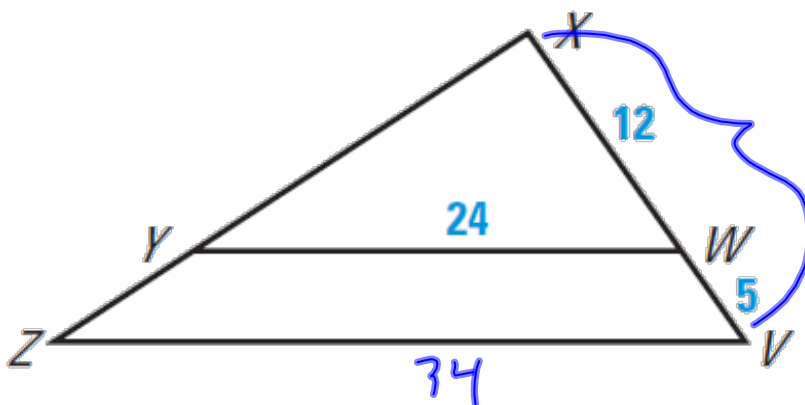


$$\frac{6}{x} = \frac{4}{7}$$

$$4x = 42$$

$$x = 10.5$$

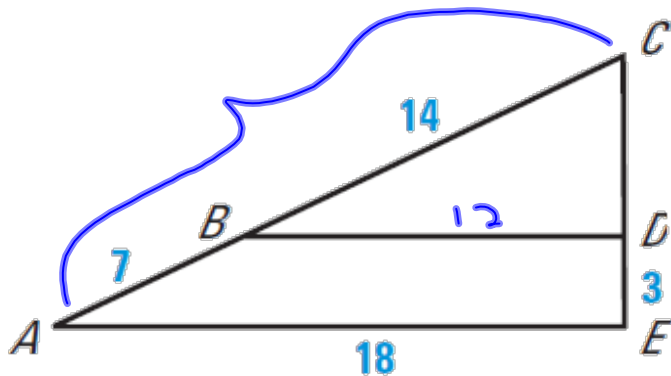
Ex. 4 In the diagram, $\frac{XW}{XV} = \frac{YW}{ZV}$
Find ZV .



$$\frac{12}{17} = \frac{24}{x}$$

$$x = 34$$

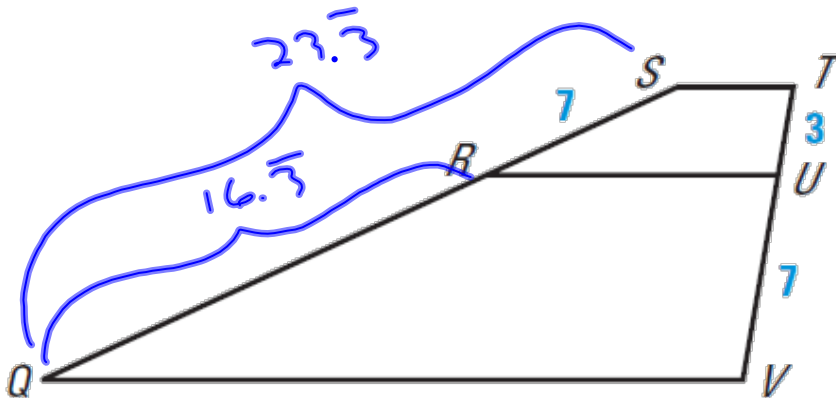
Ex. 5 In the diagram, $\frac{CA}{CB} = \frac{AE}{BD}$
Find BD .



$$\frac{21}{14} = \frac{18}{x}$$

$$x = 12$$

Ex. 6 In the diagram, $\frac{SQ}{SR} = \frac{TV}{TU}$
Find RQ .



$$\frac{x}{7} = \frac{10}{3}$$

$$x = \frac{70}{3}$$

$$= 23.\bar{3}$$

$$\frac{y+7}{7} = \frac{10}{3}$$

Ex 7 The scale of a map is 1 in :1440 ft. Find the actual length of a street if the distance on the map is 3 inches.

$$\frac{1 \text{ in}}{1440 \text{ ft.}} = \frac{3 \text{ in.}}{x}$$
$$4320 \text{ ft.}$$