



OREGON SCHOOL DISTRICT

OREGON SCHOOL DISTRICT
BOARD OF EDUCATION

“...helping students acquire the skills, knowledge, and attitudes to achieve their individual potential...”

From Oregon School District Mission Statement

DATE: MONDAY, SEPTEMBER 28, 2020
TIME: IMMEDIATELY FOLLOWING THE ANNUAL MEETING
PLACE: OHS Commons, 456 N Perry Parkway, Oregon, WI and via Google Hangouts and Conference Calls*

Order of Business
 Call to Order
 Roll Call
 Proof of Notice of Meeting and Approval of Agenda

REVISED AGENDA

A. CONSENT CALENDAR		
	NOTE: Items under the Consent Calendar are considered routine and will be enacted under one motion. There will be no separate discussion of these items prior to the time the Board votes unless a Board Member requests an item be removed from the calendar for separate action.	
	1.	Minutes of Previous Meeting
	2.	Approval of Payments
	3.	Treasurer’s Report, if any
	4.	Staff Resignations/Retirements, if any
	5.	Staff Assignments, if any
	6.	Field Trip Requests, if any
	7.	Acceptance of Donations, if any:
B. INFORMATION ITEMS		
	1.	President’s Comments
	2.	Public Comment
	3.	School Opening Update 2020-2021
C. ADJOURNMENT		

Go to: www.OregonSD.org/board meetings/agendas for the most updated version agenda.

*For the safety and wellness of our school community, we ask that members of the public observe the meeting virtually by Google Hangouts meet. meet.google.com/yfy-uaqf-sjg or listen by conference call using the number 1 563-277-0632 PIN: 765 451 091#

Go to: www.OregonSD.org/board meetings/agendas for the most updated version agenda.

OREGON SCHOOL DISTRICT

Date: September 28, 2020
Time: Immediately following the Annual Meeting
Place: In Person and via Google Hangouts

Mission: The mission of the Oregon School District is to educate all students by helping them acquire the skills, knowledge, and attitudes needed to achieve their individual potential, to contribute to a changing society, and to be receptive to learning as a lifelong process. The mission will be accomplished by delivering a high quality program through the joint efforts of students, staff, parents, and community.

	Item	Who	Handouts/Visuals	Expected Outcome
	Opening and welcome 1. Call to Order 2. Roll call 3. Proof of Notice	President Zach	None	Review of Agenda
	A. Consent Calendar 1. Board Meeting Minutes a. September 14, 2020 2. Approval of Payments 3. Treasurer’s Report a. ending June 30 b. ending July 31 c. ending August 31 4. Staff Resignations/Retirements 5. Staff Assignments 6. Field Trip Request 7. Donations	President Zach	1. Attached 2. Attached 3. Attached 4. None 5. Attached 6. None 7. None	
	B. Information Items 1. President’s Comments 2. Public Comment 3. School Opening Update 2020-2021	1. President Zach 2. 3. Dr. Bergstrom	1. None 2. None 3.	
	C. Adjournment			

MINUTES OF THE REGULAR MEETING OF THE SCHOOL BOARD OF THE OREGON SCHOOL DISTRICT HELD ON SEPTEMBER 14, 2020

The regular meeting of the School Board of the Oregon School District was called to order by Board President Steve Zach at 6:30 PM on September 14, 2020, via Google Hangouts and conference calls. Upon roll call, the following Board members were physically present: None. The following members were remotely present: Mr. Kevin Mehring, Ms. Krista Flanagan, Ms. Ahna Bizjak, Mr. Troy Pankratz, Mr. Tim LeBrun and Mr. Steve Zach. Board Members absent: Ms. Heather Garrison. Mr. Zach affirmed that all Board members could hear each other and that each Board member had all documents which were going to be discussed during the meeting.

Administrators physically present: None. Administrators remotely present: Dr. Leslie Bergstrom, Mr. Andy Weiland, Dr. Candace Weidensee, Mr. Jon Tanner, Ms. Jina Jonen, Ms. Darci Jarstad Kreuger, Ms. Erika Mundinger, Ms. Jackie Amlong, Ms. Kerri Modjeski, Ms. Jessica Erdahl, Ms. Anna Seidenstricker, Ms. Lindsay Engelhart, Mr. Chris Kluck, Ms. Maria Rach, Ms. Dawn Goltz, Ms. Mary Hermes, Ms. Cyndi Olander, Mr. Steven Blue, Dr. Shannon Anderson, Mr. Jason Zurawik, Ms. Katie Anderson, Mr. Brad Ashmore, Ms. Kim Griffin, Mr. Jim Pliner, Mr. Mike Carr, Mr. David Piovanetti and Ms. Amy Miller. Also remotely present were OEA Representatives, Laura Stoller as well as Student Representatives Chloe Jacobson and Andrew Palmer.

Proof in the form of a certificate by the Oregon Observer of communications and public notice given to the public and the Oregon Observer and a certificate of posting as required by Wis. Stat. sec. 19.84 as to the holding of this meeting was presented by Mr. Zach.

Ms. Flanagan moved and Ms. Bizjak seconded the motion to proceed with the meeting as posted. In a roll call vote, the following members voted yes: Ms. Flanagan, Ms. Bizjak, Mr. Mehring, Mr. Pankratz, Mr. LeBrun and Mr. Zach. Motion passed by roll call vote 6-0.

A. CONSENT CALENDAR:

Mr. LeBrun moved and Ms. Bizjak seconded the motion to approve the following items on the Consent Calendar:

1. Approval of Minutes:

- August 10, 2020 Board Meeting Minutes;
- August 24, 2020 Board Meeting Minutes

2. Approve payments in the amount of \$2,146,107.60

3. Treasurer's Report: None

4. Staff Resignations/Retirements:

- Mike Putnam, 1.0 Science Teacher at OMS - Resignation

5. Staffing Assignments:

- Heather Grady, 1.0 Science Teacher at OMS;
- Brian Lindow, 1.0 Interim Science Teacher at OHS

6. Field Trip Requests: None

7. Acceptance of Donations:

- Brooklyn Area Chamber of Commerce in the amount of \$100 for the Brooklyn PTO - School Supplies;
- Oregon Preschool Inc (OPI) in the amount of \$400 for the Oregon Brooklyn Splash Pad;
- Anonymous in the amount of \$750 for the OSD/Staff the Bus

In a roll call vote, the following members voted yes: Mr. LeBrun, Ms. Bizjak, Mr. Mehring, Ms. Flanagan, Mr. Pankratz, and Mr. Zach. Motion passed 6-0.

Ms. Garrison joined the meeting at 6:50 PM

B. INFORMATION ITEMS:

1. Public Comment: Mr. LeBrun, Ms. Bizjak and Mr. Zach read emails into the record that they had received from community members.
2. OEA Report: Laura Stoller reiterated the OEAs appreciation to the District for continuing to work collaboratively with the OEA.
3. Student Representative Report: Ms. Chloe Jacobson and Mr. Andrew Palmer introduced themselves and shared that they attended the Wisconsin Association for Student Councils meeting and are working on different ideas for how to promote school spirit in a virtual setting - specifically working on ideas for Homecoming Week.

C. ACTION ITEMS:

1. Approval of Preliminary 2020-21 Budget: Mr. Pankratz moved and Mr. LeBrun seconded the motion to approve the 2020-21 Preliminary Budget as presented by Mr. Andy Weiland. Board members had the opportunity to ask questions regarding the budget. In a roll call vote, the following members voted yes: Motion passed 7-0.

D. DISCUSSION ITEMS:

1. Committee Reports
 - a. Policy: None
 - b. Vision Steering: None

E. INFORMATION ITEMS:

1. Opening of School 2020-2021: Dr. Bergstrom presented the Board with an update on the start of the 2020-2021 school year, including sharing the Welcome Back video that was sent

to families the night before school started as well as an update to the District's plans to continue following the guidance of Dane County Public Health for bringing our students back into the school buildings. Board members had the opportunity to ask questions of Dr. Bergstrom and to express their thoughts as to the return to school plans.

2. Annual Meeting Update: The Annual Meeting is Monday, September 28th and will be in the High School Commons.
3. Superintendent's Report: Dr. Bergstrom shared that it was the first day for our K-2 students to be in the buildings, and it was so great to see students back in our classrooms. She also reminded everyone that we opened Forest Edge Elementary School and today was the first day that we had students in person in the building.

F. CLOSING:

1. Future Agenda: Discussion was held.
2. Check Out: Board members had an opportunity to share.
3. Superintendent Report: See E1 above

Mr. Zach announced that the Board would postpone the closed session until a future meeting.

G. CLOSED SESSION:

1. Consider employment, promotion, compensation or performance evaluation data of any public employee over which the governmental body has jurisdiction or exercises responsibility, in particular the evaluation process of the District Superintendent: Postponed.

H. ADJOURNMENT:

Ms. Flanagan moved and Ms. Bizjak seconded the motion to adjourn the meeting. In a roll call vote, the following members voted yes: Ms. Flanagan, Ms. Bizjak, Ms. Garrison, Mr. Mehring, Mr. Pankratz, Mr. LeBrun, and Mr. Zach. Motion passed 7-0. Meeting adjourned at 9:16 PM.

Krista Flanagan, Clerk
Oregon School District

OREGON SCHOOL DISTRICT BOARD APPROVAL OF PAYMENTS

September 28, 2020

AP Checks	\$ 47,316.41
AP Ach	\$ <u>1,963,835.69</u>
Total	\$ 2,011,152.10

CHECK VENDOR		INVOICE	CHECK		
NUMBER	KEY	VENDOR	DESCRIPTION	DATE	AMOUNT
198807	HAGSTJAM001	Hagstrom, James	September bus payment	09/15/2020	4,483.75
198808	LARSOANN001	Larson, Anna	Unused Food Service Funds for C. Larson	09/15/2020	50.00
198809	MINNESOT001	Minnesota Playground, Inc.	Install Play Equipment rock, fabric, and rubber Invoice 30061.54-5000=25061.54 25061.54 paid previous invoice	09/15/2020	5,000.00
198810	UNITED W000	United Way of Dane County	Payroll accrual	09/15/2020	200.49
198811	ALLIANT 000	Alliant Energy	Trades House: Meter Read 8-21 to 9-4-20 (Final Bill)	09/17/2020	30.06
198811	ALLIANT 000	Alliant Energy	PVE Natural Gas Transport 7-31 to 8-31-20	09/17/2020	347.05
198811	ALLIANT 000	Alliant Energy	NKE Natural Gas Transport 7-31 to 8-31-20	09/17/2020	440.13
198811	ALLIANT 000	Alliant Energy	Pool Natural Gas Transport 7-31 to 8-31-20	09/17/2020	292.66
198811	ALLIANT 000	Alliant Energy	OMS Natural Gas Transport 7-31 to 8-31-20	09/17/2020	234.21
198811	ALLIANT 000	Alliant Energy	OHS Natural Gas Transport 7-31 to 8-31-20	09/17/2020	495.43
198811	ALLIANT 000	Alliant Energy	RCI Natural Gas Transport 7-31 to 8-31-20	09/17/2020	156.28
198811	ALLIANT 000	Alliant Energy	BKE Natural Gas Transport 7-31 to 8-31-20	09/17/2020	230.24
198812	BRAUEMEG000	Brauer, Megan	High School Baseball Hitting Camp Refund - April	09/17/2020	32.00
198813	CANNESAM000	Canney, Samuel	Oregon Masonic Lodge Scholarship	09/17/2020	1,500.00
198814	CONNEMEL000	Connery, Melinda	High School Baseball Hitting Camp - Refund April	09/17/2020	32.00
198815	CUTTING 000	Cutting Edge Lawn Care & Snow	Mowing Services for August	09/17/2020	315.00
198816	DINS SHA000	Dins, Shannon	High School Baseball Hitting Camp - Refund April	09/17/2020	32.00
198817	ENZ LOU000	Enz, Louisa	High School Baseball Hitting Camp - Refund April	09/17/2020	64.00
198818	FLUGAJEN000	Flugaur, Jennifer	High School Baseball Hitting Camp - Refund April	09/17/2020	32.00
198819	FORMECOL000	Formecology LLC	NKE Prairie weeding	09/17/2020	580.00
198820	GERBER L000	Gerber Leisure Products Inc	Replacement parts for RCI playground equipment	09/17/2020	222.00
198821	GLS UTIL000	GLS Utility LLC	Diggers Hotline Tickets August 2020	09/17/2020	2,811.70
198822	KELLODAN000	Kellogg, Dan	High School Baseball Camp - Hitting Camp Refund - April	09/17/2020	32.00
198823	KIESAJIL000	Kiesau, Jill	High School Baseball Camp - Hitting Camp Refund - April	09/17/2020	32.00
198824	KOEHLIS000	Koehler, Lisa	High School Baseball Camp - Hitting Camp Refund - April	09/17/2020	32.00
198825	LEHMAXAN000	Lehmann, Xandra	High School Baseball Camp - Hitting Camp Refund - April	09/17/2020	32.00
198826	MANDT SA000	Mandt Sandfill Trucking	BKE: Asphalt Grindings - 8/10/20	09/17/2020	40.00
198826	MANDT SA000	Mandt Sandfill Trucking	BKE: Asphalt Grindings and delivery charge 8/13/20	09/17/2020	250.96
198826	MANDT SA000	Mandt Sandfill Trucking	HS: Asphalt Grindings - 8/12/20	09/17/2020	70.00
198827	OSTERBRI000	Osterhaus, Brian	High School Baseball Camp - Hitting Camp Refund - April	09/17/2020	32.00
198828	PERKISAR001	Perkins, Sara	High School Baseball Camp - Hitting Camp Refund - April	09/17/2020	32.00
198829	RITTEKAR000	Ritter, Kari	High School Baseball Camp - Hitting Camp Refund - April	09/17/2020	32.00
198830	ROACHANG000	Roach, Angela	High School Baseball Camp - Hitting Camp Refund - April	09/17/2020	32.00
198831	SCHOLAST004	Scholastic Inc	Dynamath, Super Science and Scholastic Math resources	09/17/2020	411.95
198832	SINA TIM000	Sina, Tim	High School Baseball Camp - Hitting Camp Refund - April	09/17/2020	32.00
198833	SYFTERAC000	Syftestad, Rachel	High School Baseball Camp - Hitting Camp Refund - April	09/17/2020	32.00
198834	UNEMPLOY000	Unemployment Insurance	August Unemployment Insurance Invoice	09/17/2020	12,892.32
198835	VILLAGE 000	Village of Oregon	HS WWall Water 7-29 to 8-31-20	09/17/2020	1,246.32

CHECK VENDOR		INVOICE	CHECK		
NUMBER	KEY	VENDOR	DESCRIPTION	DATE	AMOUNT
198835	VILLAGE 000	Village of Oregon	HS NWall SW 7-29 to 8-31-20	09/17/2020	115.24
198835	VILLAGE 000	Village of Oregon	RCI SW 7-29 to 8-31-20	09/17/2020	502.13
198835	VILLAGE 000	Village of Oregon	PVE SW 7-29 to 8-31-20	09/17/2020	231.85
198835	VILLAGE 000	Village of Oregon	MS Irrigation 7-29 to 8-31-20	09/17/2020	13.00
198835	VILLAGE 000	Village of Oregon	NKE SW 7-29 to 8-31-20	09/17/2020	308.95
198835	VILLAGE 000	Village of Oregon	DO SW 7-29 to 8-31-20	09/17/2020	141.61
198835	VILLAGE 000	Village of Oregon	OMS SW 7-29 to 8-31-20	09/17/2020	283.06
198835	VILLAGE 000	Village of Oregon	JCPE SW 7-29 to 8-31-20	09/17/2020	75.93
198835	VILLAGE 000	Village of Oregon	JCPE WO 7-29 to 8-31-20	09/17/2020	1,028.98
198835	VILLAGE 000	Village of Oregon	HS SW 7-29 to 8-31-20	09/17/2020	581.91
198835	VILLAGE 000	Village of Oregon	Pool SW 7-29 to 8-31-20	09/17/2020	442.42
198836	WEBERHOL000	Weber, Holly	High School Baseball Camp - Hitting Camp Refund - April	09/17/2020	32.00
198837	WEIDNDEN000	Weidner, Denise	High School Baseball Hitting Camp Refund - April	09/17/2020	32.00
198838	WEISSJOS000	Weiss, Josh	High School Baseball Camp - Hitting Camp Refund - April	09/17/2020	64.00
198839	WILCORAC000	Wilcox, Rachel	High School Baseball Camp - Hitting Camp Refund - April	09/17/2020	32.00
198840	WILK STA000	Wilk, Stacy	High School Baseball Camp - Hitting Camp Refund - April	09/17/2020	32.00
198841	ALPHA BA000	Alpha Baking Company Inc	Bread order SFSP	09/22/2020	195.90
198841	ALPHA BA000	Alpha Baking Company Inc	Bread order SFSP	09/22/2020	41.22
198842	ARBOR SY000	Arbor Systems of Madison LLC	Hazard Tree Removal at 3016 Cty Rd MM	09/22/2020	4,600.00
198843	CERTIFIE000	Certified Refrigeration &	OMS Freezer/Cooler Repair- added strip curtains and door sweep.	09/22/2020	1,039.50
198844	WEA INSU000	WEA Insurance	October Life Coverage Invoice	09/22/2020	4,710.16
Totals for checks					47,316.41

FUND SUMMARY

<u>FUND</u>	<u>DESCRIPTION</u>	<u>BALANCE SHEET</u>	<u>REVENUE</u>	<u>EXPENSE</u>	<u>TOTAL</u>
10	General Fund	4,910.65	0.00	33,875.14	38,785.79
21	Gifts/Donations	0.00	704.00	0.00	704.00
22	Scholarships	0.00	0.00	1,500.00	1,500.00
49	Other Capital Projects	0.00	0.00	5,000.00	5,000.00
50	Food Service	0.00	50.00	1,276.62	1,326.62
***	Fund Summary Totals ***	4,910.65	754.00	41,651.76	47,316.41

***** End of report *****

CHECK VENDOR		INVOICE	CHECK		
NUMBER	KEY	VENDOR	DESCRIPTION	DATE	AMOUNT
202100198	AUDIO C0000	Audio Contractors LLC	FES: Additional TVs and Installation: Payment #2 for Proposal 186	09/11/2020	2,962.73
202100198	AUDIO C0000	Audio Contractors LLC	OSD TVs and Installation: Final Payment for Proposal 186	09/11/2020	7,895.96
202100199	BORNEKEL000	Borne, Kelsey	8/24/2020-8/27/2020 Science Kits for virtual learning paper plates and toothpicks	09/11/2020	31.52
202100200	COMMUNIC000	Communications Engineering Com	Annual Billing for 2020-2021 - COPS Monitoring	09/11/2020	6,790.00
202100201	EDF ENER000	EDF Energy Services LLC	August 2020 Natural Gas	09/11/2020	3,922.32
202100202	EMMONS B000	Emmons Business Interiors LLC	Furniture FES	09/11/2020	456,970.59
202100203	GOLTZDAW000	Goltz, Dawn	8/18/2020 Firefly lunch for new educators and mentors	09/11/2020	53.10
202100203	GOLTZDAW000	Goltz, Dawn	8/21/2020 Bag labels for student supply pick up fall 2020 (PVE, BKE and NKE)	09/11/2020	62.97
202100204	MULTHMEG000	Multhauf, Meghan	9/2/2020 Screencastify membership	09/11/2020	29.00
202100205	STASKMEL000	Staskal, Melissa	9/1/2020 Green and Healthy (Grant) *** issue with pear trees so \$113.94 was subtracted from total	09/11/2020	456.49
202100206	TECHNOLO000	Technology Resource Advisors,	Deductible on broken Touchscreen LCD (2)	09/11/2020	200.00
202100207	ACE WAN000	Ace, Wanda	September bus payments	09/15/2020	7,932.17
202100208	BRADLSTE000	Bradley, Stephen	SE License Reimbursement	09/15/2020	100.00
202100209	BROOKS J000	Brooks Jay Transportation Inc	September bus payment	09/15/2020	7,819.09
202100210	CBC TRAN000	CBC Transportation LLC	September bus payment	09/15/2020	7,819.09
202100211	CPI CRIS000	CPI Crisis Prevention Institut	Virtual Renewal NVCI Training - Elisa Reid - Virtual training 7/7/2020	09/15/2020	1,090.00
202100211	CPI CRIS000	CPI Crisis Prevention Institut	NVCI Blended Instructor Certification Program - Virtual Janesville - 7/21/2020 - Karen McCormick	09/15/2020	3,450.00
202100211	CPI CRIS000	CPI Crisis Prevention Institut	NVCI Blended Learning Foundation Online Seat - District Office	09/15/2020	262.50
202100212	D&B TRAN000	D&B Transit LLC	September bus payment	09/15/2020	3,909.55
202100213	DAVID L000	David W Lehmann Transportation	September bus payments	09/15/2020	8,393.29
202100214	HAGSTPET000	Hagstrom, Peter	September bus payment	09/15/2020	3,639.97
202100215	HAGSTROM001	Hagstrom Transportation Inc	September bus payment	09/15/2020	25,602.86
202100216	LONE PIN000	Lone Pine Transportation	September bus payment	09/15/2020	3,909.55
202100217	SCOTTKAY000	Scott, Kaylin	Special Ed Para License and Fingerprints Reimbursement	09/15/2020	136.00
202100218	WIEDEALL000	Wiedel, Allan	September bus payment	09/15/2020	6,069.36
202100219	WIEDEL T000	Wiedel Transportation	September bus payment	09/15/2020	10,426.09
202100220	AMERICAN028	American Printing Co Inc	Business Cards	09/18/2020	355.00
202100221	ATHLETIC000	Athletic Equipment Repair	Football Equipment Repair	09/18/2020	529.00
202100222	BALLWJAM000	Ballweg, Jamie	Mileage Reimbursement 9/8-9/11	09/18/2020	72.15
202100223	CUMMINS 001	Cummins NPower LLC	HS: Installation of oil valve adapter and gasket	09/18/2020	338.68
202100223	CUMMINS 001	Cummins NPower LLC	PVE: Gen Set Standard PM Full Service	09/18/2020	424.84
202100223	CUMMINS 001	Cummins NPower LLC	HS: Gen Set Standard PM Full Service	09/18/2020	416.76

CHECK VENDOR		INVOICE	CHECK		
NUMBER	KEY	VENDOR	DESCRIPTION	DATE	AMOUNT
202100224	GORDON F001	Gordon Food Service Inc	SFSP Order	09/18/2020	1,613.93
202100224	GORDON F001	Gordon Food Service Inc	SFSP Order	09/18/2020	506.90
202100225	HEITZKAT000	Heitz, Katie	High School Baseball Camp - Hitting Camp Refund	09/18/2020	32.00
202100226	JANESCAR000	Janes, Carrie	Dane County Humane Society Sunshine Donation. Carrie made a donation from Sunshine in honor of Michelle Kretschman's father, who passed away.	09/18/2020	40.00
202100227	JANESVIL003	Janesville Janitor Services	August Summer Cleaning Services 8/1-8/31/20	09/18/2020	33,691.80
202100228	JOHNSDIA000	Johnson, Dianna	High School Baseball Camp - Hitting Camp Refund	09/18/2020	32.00
202100229	JOHNSJES003	Johnson, Jessica	High School Baseball Hitting Camp - Refund April	09/18/2020	32.00
202100230	JONESTIN000	Jones, Tina	High School Baseball Camp - Hitting Camp Refund - April	09/18/2020	32.00
202100231	KWIK TRI000	Kwik Trip Inc	August 2020 Gas	09/18/2020	786.09
202100232	MJ CARE 000	MJ Care Inc	Per-claim Fee August	09/18/2020	44.00
202100233	O'BRION 000	O'Brion Agency LLC (The)	Paper for FES (first order)	09/18/2020	1,060.00
202100234	OLANDCYN000	Olander, Cynthia	High School Baseball Camp - Hitting Camp Refund	09/18/2020	32.00
202100235	PEOPLES 001	Peoples United Methodist Church	September and October Preschool Tuition for Student (10 Days September and 9 Days October)	09/18/2020	285.00
202100236	PITNEY B000	Pitney Bowes Inc	Mail Metering Charges - Non-Automation Flats	09/18/2020	68.95
202100236	PITNEY B000	Pitney Bowes Inc	Mail Metering Charges - AADC Letters	09/18/2020	488.47
202100237	RUPIPWEN000	Rupiper, Wendy	Mileage Reimbursement 9/8/20 - 9/11/20 (88 miles @ .575)	09/18/2020	50.60
202100238	SPILDANN000	Spilde, Ann	Ann Spilde Mileage Reimbursement (155.4 miles @ .575)	09/18/2020	89.35
202100239	WAYNE AC000	Wayne Ace Bus Service LLC	September bus payment	09/18/2020	7,932.17
202100240	AMPLIFIE000	Amplified IT, LLC	One year license for G Suite Enterprise for Education	09/22/2020	11,376.00
202100241	CURRICUL000	Curriculum Associates LLC	QUICKWORD Handbooks (Yellow)	09/22/2020	46.56
202100242	EMMONS B000	Emmons Business Interiors LLC	Teacher desk and Chair	09/22/2020	1,075.96
202100243	CATHOLIC001	Catholic Charities Inc	Building Bridges Program for Oregon School District - September 1, 2020 through December 31 2020	09/23/2020	29,415.00
202100244	CESA 6 000	CESA 6	Frontline - Professional Learning Management (PLM) - System License	09/23/2020	7,103.54
202100245	CGC INC 000	CGC Inc	Construction Testing	09/23/2020	726.92
202100246	D'ORAZIO000	D'Orazio Cleaning Supply Inc	FES: Start Up Equipment and supplies	09/23/2020	21,636.62
202100246	D'ORAZIO000	D'Orazio Cleaning Supply Inc	BKE: Supplies	09/23/2020	332.96
202100246	D'ORAZIO000	D'Orazio Cleaning Supply Inc	NKE: Equipment and supplies	09/23/2020	26,685.79
202100246	D'ORAZIO000	D'Orazio Cleaning Supply Inc	Pool: Supplies	09/23/2020	35.40
202100246	D'ORAZIO000	D'Orazio Cleaning Supply Inc	PVE: Supplies	09/23/2020	920.18
202100246	D'ORAZIO000	D'Orazio Cleaning Supply Inc	FES: Supplies	09/23/2020	2,221.12
202100246	D'ORAZIO000	D'Orazio Cleaning Supply Inc	RCI: Supplies	09/23/2020	221.63
202100246	D'ORAZIO000	D'Orazio Cleaning Supply Inc	OMS: Supplies	09/23/2020	13.00
202100246	D'ORAZIO000	D'Orazio Cleaning Supply Inc	OHS: Supplies	09/23/2020	66.36
202100246	D'ORAZIO000	D'Orazio Cleaning Supply Inc	Covid19 Supplies for District	09/23/2020	10,290.71

CHECK VENDOR		INVOICE	CHECK		
NUMBER	KEY	VENDOR	DESCRIPTION	DATE	AMOUNT
202100247	FINK MAR000	Fink, Marc	7/1/2020-9/30/2020 Cell Phone reimbursement	09/23/2020	135.00
202100248	GENERAL 000	General Communications Inc	Check out GPS install; Bus 6,10,15,20,22,26,115 at customer location - David Lehmann and Jim Hagstrom	09/23/2020	200.00
202100249	GORDON F001	Gordon Food Service Inc	SFSP Food & supply order	09/23/2020	6,162.70
202100249	GORDON F001	Gordon Food Service Inc	SFSP precut food order	09/23/2020	182.20
202100250	J.H. FIN000	J.H. Findorff & Son Inc	Progress Billing FES	09/23/2020	920,949.46
202100250	J.H. FIN000	J.H. Findorff & Son Inc	OMS Acoustic Work	09/23/2020	58,320.00
202100251	JOHNSON 004	Johnson Block & Company Inc	Audit Services 6/30/2020 progress billing	09/23/2020	6,000.00
202100252	KEMPS LL000	Kemps LLC	Milk Delivery SFSP	09/23/2020	186.70
202100252	KEMPS LL000	Kemps LLC	Milk Delivery SFSP	09/23/2020	213.50
202100252	KEMPS LL000	Kemps LLC	Milk Delivery SFSP	09/23/2020	683.30
202100253	KOPENBAR000	Kopenski, Barbara	reimburse for special ed license fee	09/23/2020	100.00
202100254	PITNEY B000	Pitney Bowes Inc	mail metering charges	09/23/2020	973.15
202100254	PITNEY B000	Pitney Bowes Inc	mail metering charges	09/23/2020	197.16
202100254	PITNEY B000	Pitney Bowes Inc	mail metering charges	09/23/2020	7.43
202100254	PITNEY B000	Pitney Bowes Inc	mail metering charges	09/23/2020	29.67
202100254	PITNEY B000	Pitney Bowes Inc	mail metering charges	09/23/2020	11.93
202100254	PITNEY B000	Pitney Bowes Inc	mail metering charges	09/23/2020	164.68
202100254	PITNEY B000	Pitney Bowes Inc	mail metering charges	09/23/2020	28.61
202100254	PITNEY B000	Pitney Bowes Inc	Mail Metering Charges - Non-Automation Flats	09/23/2020	181.71
202100254	PITNEY B000	Pitney Bowes Inc	Mail Metering Charges - Mixed AADC Letters	09/23/2020	97.74
202100255	TEC & AS000	Tec & Associates Inc	HS: Replaced photo eye on lighting fixture for art/statue	09/23/2020	152.46
202100256	THYSSE P000	Thysse Printing Service, Inc.	OSD Construction Newsletter	09/23/2020	2,393.14
202100256	THYSSE P000	Thysse Printing Service, Inc.	Postage for OSD Construction Newsletter	09/23/2020	921.01
202100257	WILS 000	WILS	Overdrive subscription FES, RCI, OMS, OHS	09/23/2020	3,732.00
202100258	J.H. FIN000	J.H. Findorff & Son Inc	Progress Billing FES	09/25/2020	213,160.38
202100259	MADISON 033	Madison National Life	LTD STD October Coverage Invoice	09/25/2020	12,572.94
202100260	STALEY P000	Staley Plumbing & Heating Co	DO Remodeling: Relocation of vent pipe in breakroom	09/25/2020	905.25
202100260	STALEY P000	Staley Plumbing & Heating Co	BKE: Replaced sump pump by Kindergarten room	09/25/2020	675.70
202100260	STALEY P000	Staley Plumbing & Heating Co	NKE: Installed sensor faucet in kitchen	09/25/2020	1,587.68
202100260	STALEY P000	Staley Plumbing & Heating Co	RCI: Repaired leaks in old water piping above softeners	09/25/2020	757.74
202100260	STALEY P000	Staley Plumbing & Heating Co	PVE: Service on toilet in Girl's restroom	09/25/2020	328.60
202100260	STALEY P000	Staley Plumbing & Heating Co	NKE: Replaced vacuum breaker on toilet flush valve in staff bathroom	09/25/2020	128.98
202100260	STALEY P000	Staley Plumbing & Heating Co	NKE: Repaired leaks in sink drain and faucets	09/25/2020	639.23
Totals for checks					1,963,835.69

FUND SUMMARY

<u>FUND</u>	<u>DESCRIPTION</u>	<u>BALANCE SHEET</u>	<u>REVENUE</u>	<u>EXPENSE</u>	<u>TOTAL</u>
10	General Fund	12,556.52	0.00	312,909.73	325,466.25
21	Gifts/Donations	0.00	160.00	496.49	656.49
27	Special Education	0.00	0.00	13,436.23	13,436.23
49	Other Capital Projects	0.00	0.00	1,614,515.39	1,614,515.39
50	Food Service	0.00	0.00	9,761.33	9,761.33
***	Fund Summary Totals ***	12,556.52	160.00	1,951,119.17	1,963,835.69

***** End of report *****



Oregon School District
Financial Statements
June 30, 2020

123 E Grove Street
Oregon, WI 53575
<http://www.oregonsd.org>

Oregon School District Treasurer's Report Table of Contents

Balance Sheet	Page 1
Budget Report:	
Revenues	Page 2
Expenditures	Page 3
Expenditure/Revenue Charts	Page 4
Additional Charts	Page 5
Fund Summary	Page 6
Investment Schedule	Page 7

The Oregon School District does not discriminate against students on the basis of sex, race, color, religion, national origin, ancestry, creed, pregnancy, marital or parental status, sexual orientation, or physical, mental, emotional, or learning disability in its education programs or activities. [s. 118.13, Wis. Statutes, and PI 9, Title VI of the Civil Rights Act of 1964, Title IX of the Education Amendments of 1972, Section 504 of the Rehabilitation Act of 1973.]

Oregon School District
Balance Sheet
June 2020

	10	21	27	38	39	46	47	49	50	73	74	80's	99
	GENERAL	DONATIONS	SPECIAL PROJECTS	NON-REF. DEBT	DEBT SERVICE	CAPITAL IMPROVEMENTR UST	REFERENDUM DEBT	REFERENDUM DEBT 2018	FOOD SERVICE	EMPLOYEE TRUST FUNDS	OPEB LIABILITY	COMMUNITY SERVICE	COOP. PURCHASES
Ending Balance 05/31/2020													
Cash/Investments	6,228,926			42,902	1,625,393		25,220	13,177,670		234,559	4,266,532		
Inventory	196,337								31,277				
Taxes Receivable													
Interest Receivable													
Accounts Receivable	204								14,431				
Adv to/From Other Funds													
Due From Other Govts	3,625,420	702,346	(4,285,468)				(1,192)	(95,574)	83,745	(895)	(32,087)	104,873	(101,167)
Prepays	26,446												
Short Term Loan													
Payroll/Benefit Liabilities	(41,219)												
Self Funded Dental	(183,754)												
Accrued Payroll													
Other Liabilities	92												
Deferred Rev	(6,440)								(56,319)				
Fund Balance	9,846,013	702,346	(4,285,468)	42,902	1,625,393	0	24,027	13,082,096	73,135	233,664	4,234,444	104,873	(101,167)
Revenues MTD	18,359,077	(19,228)	828,329	8	192	0	0	28,551	112,584	13,737	899,858	(12,326)	159,147
Expenditures MTD	8,758,560	43,006	1,714,643	0	0	0	24,027	6,674,952	193,382	1,006	226,946	63,506	57,980
Interfund Transfer	(5,179,544)		5,171,781			100			7,663				
Ending Balance 06/30/2020													
Cash/Investments	10,551,235	684,123	608,332	42,909	1,625,586	100		11,611,586	26,171	246,395	4,194,236	33,940	(107,882)
Inventory	517,001								48,529				
Taxes Receivable	7,662,391												
Interest Receivable								17,262					
Accounts Receivable	42,185								11,397				
Adv to/From Other Funds	(713,120)										713,120		
Due From/To Other Govts	500,333		182,639						25,087				133,422
Prepays	26,446												
Short Term Loan													
Payroll/Benefit Liabilities	(1,044,785)		(191,401)										
Self Funded Dental	(128,596)												
Accrued Payroll	(2,653,736)		(575,836)						(4,109)			(3,338)	(6,442)
Other Liabilities	(486,204)	(44,012)	(23,734)					(5,193,153)	(7,681)			(1,099)	(10,265)
Deferred Rev	(6,164)								(99,394)			(462)	(8,834)
Fund Balance	14,266,986	640,112	0	42,909	1,625,586	100	0	6,435,695	0	246,395	4,907,356	29,041	0

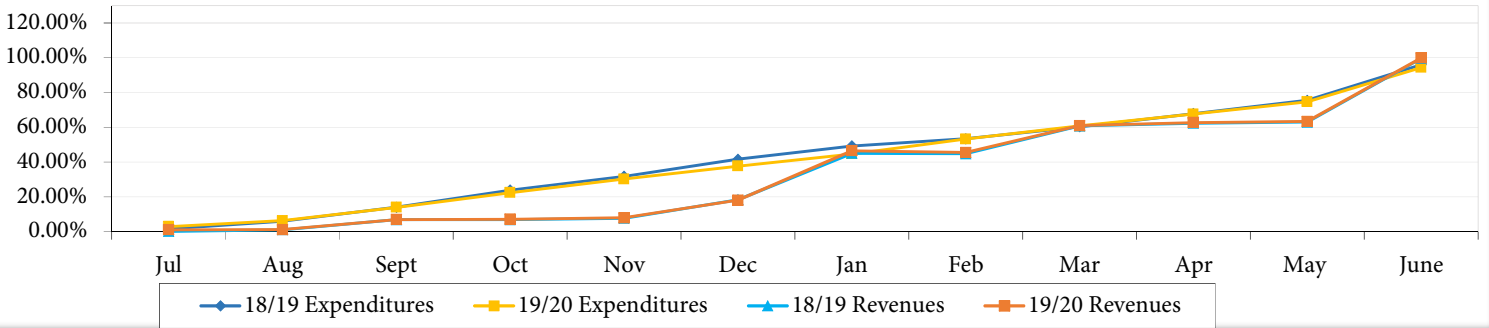
Oregon School District Revenue Report- June 2020

General Fund - 10					
	2019-2020 Revised Budget	MTD Revenues	YTD Revenues	19/20 YTD % Received	18/19 YTD % Received
Property Taxes	21,884,520	7,662,391	21,884,520	100.00%	100.00%
Mobile Home/DNR Tax/Focus on Energy	130,000		126,347	97.19%	100.00%
Other Tax Aids	66,400	12,462	66,400	100.00%	100.00%
Other Local (Fees, Fines, Admission, Resale, Rentals)	351,193	37,297	308,257	87.77%	100.00%
Interest Income	101,000	1,855	117,050	115.89%	100.00%
Misc. Income	143,942	44,068	168,571	117.11%	100.00%
Transportation Aid	77,845	3,976	83,166	106.84%	100.00%
Library Aid	166,898		166,898	100.00%	100.00%
General State Aid	20,660,762	7,451,219	20,660,762	100.00%	100.00%
Per Pupil Aid	2,837,408		2,836,666	99.97%	100.00%
Open Enrollment	2,649,344	2,709,169	2,709,169	102.26%	100.00%
Grants & Misc Aids	662,853	436,640	771,309	116.36%	100.00%
Sale of Construction	428,969		428,969	100.00%	100.00%
Total General Fund Revenues	50,161,134	18,359,077	50,328,083	100.33%	100.00%
Donations/Gifts-21					
Donations/Gifts	750,000	-19,228	490,392	65.39%	100.00%
Special Projects Funds - 27					
Special Education Grants	983,711	179,635	644,479	65.52%	100.00%
Special Education	2,002,779	648,695	2,123,748	106.04%	100.00%
Total Special Projects Revenues	2,986,490	828,329	2,768,227	92.69%	100.00%
Debt Service Funds - 30					
Non Referendum Debt-38	368,235	8	368,870	100.17%	100.00%
Bonded Debt Retirement - 39	7,732,470	192	7,755,120	100.29%	100.00%
Total Debt Service Revenues	8,100,705	200	8,123,989	100.29%	100.00%
Referendum Debt - 47					
Referendum Debt - 47	303	0	552	182.24%	100.00%
Referendum Debt 2018 - 49					
Referendum Debt - 49	394,400	28,551	516,718	131.01%	100.00%
Food Service Fund-50					
Food Service Fund-50	1,632,490	112,584	1,276,486	78.19%	100.00%
Employee Benefit Trust Fund -70					
Health Insurance Employee Trust - 73	55,000	13,737	71,469	129.94%	100.00%
Opeb Liability-74	920,000	899,858	1,004,964	109.24%	100.00%
Total Employee Benefit Revenues	975,000	913,595	1,076,432	110.40%	100.00%
Community Services Funds - 80					
Pool -Fund 80	115,745	654	92,588	79.99%	100.00%
Property Tax	221,484		221,484	100.00%	100.00%
Community Education Fund - Fund 82	90,000	-12,980	79,889	88.77%	100.00%
Property Tax	317,421		317,421	100.00%	100.00%
Performing Arts Center -Fund 85- Prop. Tax	17,030		17,030	100.00%	100.00%
Total Comm. Service Revenues	761,680	-12,326	728,412	95.63%	100.00%
Cooperative Purchases Fund - 90					
Cooperative Purchases Fund - 90	257,584	159,147	257,572	100.00%	100.00%
Total Revenues	66,019,786	20,369,930	65,566,864	99.31%	100.00%

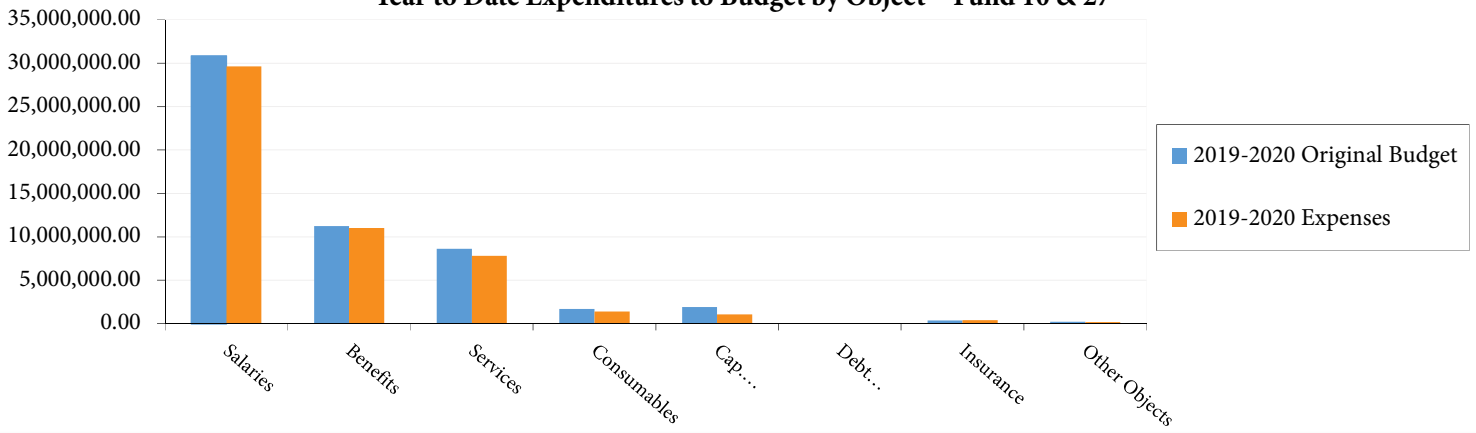
Oregon School District-Expenditure Report
June 2020

General Fund - 10					
	2019-2020 Revised Budget	MTD Expended	YTD Expended	19/20 YTD % Expended	18/19 YTD % Expended
Instruction					
Undiff Curriculum	10,140,798	2,138,243	9,611,439	94.78%	100.00%
Regular Curriculum	9,196,189	2,270,899	9,070,086	98.63%	100.00%
Vocational Curriculum	1,960,394	-237	1,756,790	89.61%	100.00%
Physical Curriculum	1,434,650	344,391	1,423,012	99.19%	100.00%
Co-Curricular Activity	694,654	182,283	652,864	93.98%	100.00%
Special Curriculum	1,192,238	259,215	1,183,505	99.27%	100.00%
Total Instruction	24,618,922	5,194,794	23,697,695	96.26%	100.00%
Support Services					
Pupil Services	1,811,294	447,483	1,785,950	98.60%	100.00%
Instructional Services	3,885,971	576,115	3,333,468	85.78%	100.00%
General Operations	879,853	146,829	862,783	98.06%	100.00%
School Bldg Operations	3,028,683	448,856	2,893,836	95.55%	100.00%
Fiscal	447,173	35,238	424,133	94.85%	100.00%
Maint/Operations	5,287,720	579,767	4,917,979	93.01%	100.00%
Transportation	2,153,786	394,207	1,993,403	92.55%	100.00%
Printing	9,000	0	5,756	63.95%	100.00%
Central Services	754,481	134,032	661,437	87.67%	100.00%
Insurance	388,342	-3,664	381,511	98.24%	100.00%
Debt Service	25,109	0	25,109	100.00%	100.00%
Other Support Services	1,315,252	155,775	1,040,967	79.15%	100.00%
Total Support Services	19,986,665	2,914,639	18,326,330	91.69%	100.00%
Tuition/CESA/Tax Repayment	801,113	51,828	762,556	95.19%	100.00%
Open Enrollment	809,238	597,299	817,020	100.96%	100.00%
Total General Fund Expenditures	46,215,939	8,758,560	43,603,602	94.35%	100.00%
Gifts/Donations - 21					
Total Donations/Gifts	750,000	43,006	484,820	64.64%	100.00%
Special Projects Funds - 27					
Special Education Grants	983,711	94,976	644,479	65.52%	100.00%
Special Education-Regular	7,389,503	1,619,666	7,295,529	98.73%	100.00%
Total Special Projects Expenditures	8,373,214	1,714,643	7,940,008	94.83%	100.00%
Debt Service Funds - 30					
Non Referendum Debt-38	373,185	0	373,185	100.00%	100.00%
Bonded Debt Retirement - 39	8,888,244	0	8,888,244	100.00%	100.00%
Total Debt Service Expenditures	9,261,429	0	9,261,429	100.00%	100.00%
2014 Referendum Debt Fund - 47					
Referendum Debt Fund - 47	35,440	24,027	35,689	100.70%	100.00%
2019 Referendum Debt Fund - 49					
Referendum Debt Fund - 49	35,000,000	6,674,952	32,389,246	92.54%	100.00%
Food Service Fund - 50					
Food Service Fund-50	1,632,490	193,382	1,545,218	94.65%	100.00%
Employee Benefit Trust Fund -70					
Health Insurance Employee Trust - 73	80,000	1,006	78,750	98.44%	100.00%
OPEB Liability-74	700,000	226,946	680,917	97.27%	100.00%
Total Employee Trust Funds	780,000	227,952	759,667	97.39%	100.00%
Community Funds - 80					
Pool - Fund 80	325,441	35,439	293,046	90.05%	100.00%
Community Education Fund - Fund 82	411,062	25,945	380,953	92.68%	100.00%
Performing Arts Center - Fund 85	25,581	2,122	25,777	100.76%	100.00%
Total Community Expenditures	762,084	63,506	699,775	91.82%	100.00%
Cooperative Programs - 99					
Cooperative Programs-99	257,584	57,980	257,572	100.00%	100.00%
Total Expenditures	103,068,180	17,758,008	96,977,025	94.09%	100.00%

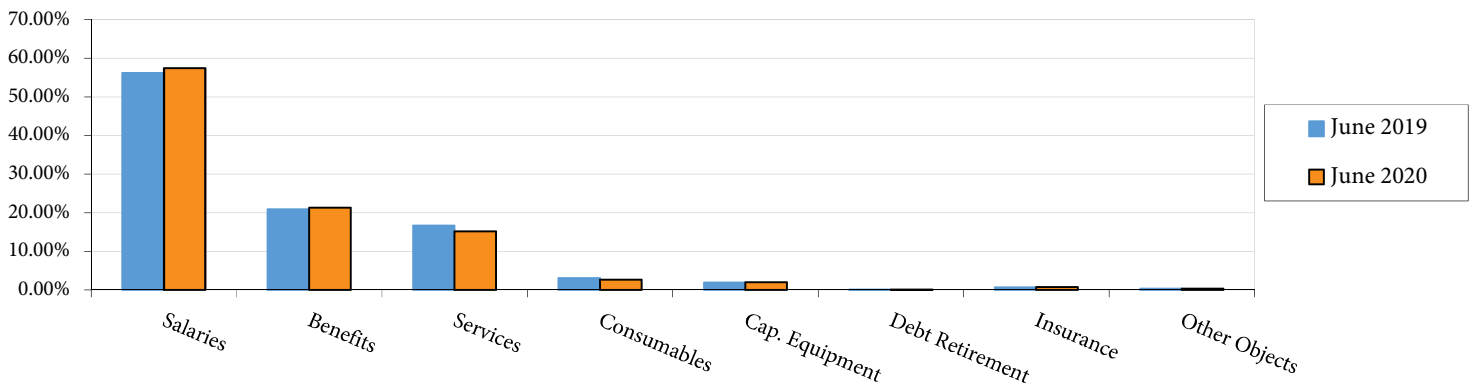
Percentage of Revenues and Expenditures to Budget Fund 10 & 27



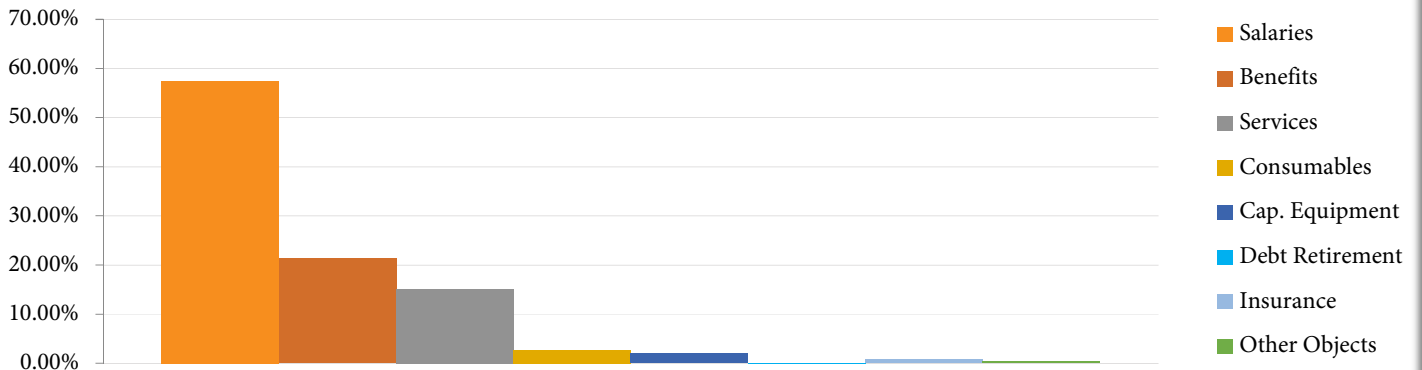
Year to Date Expenditures to Budget by Object - Fund 10 & 27

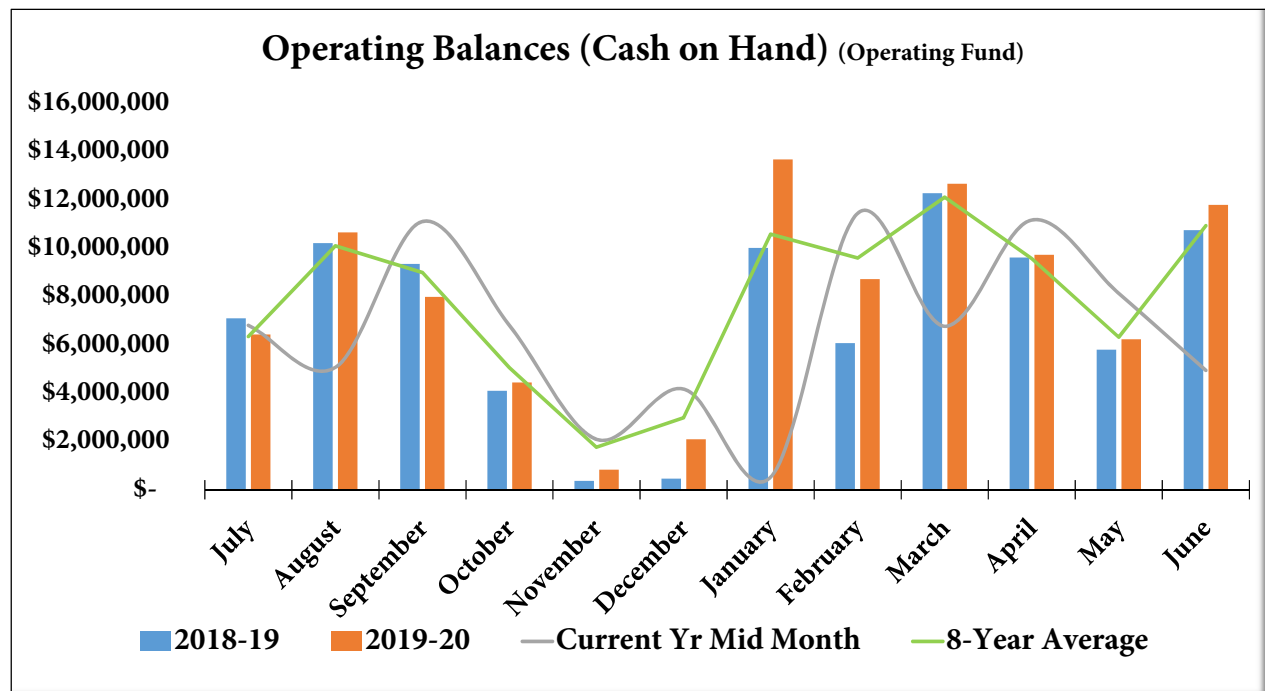
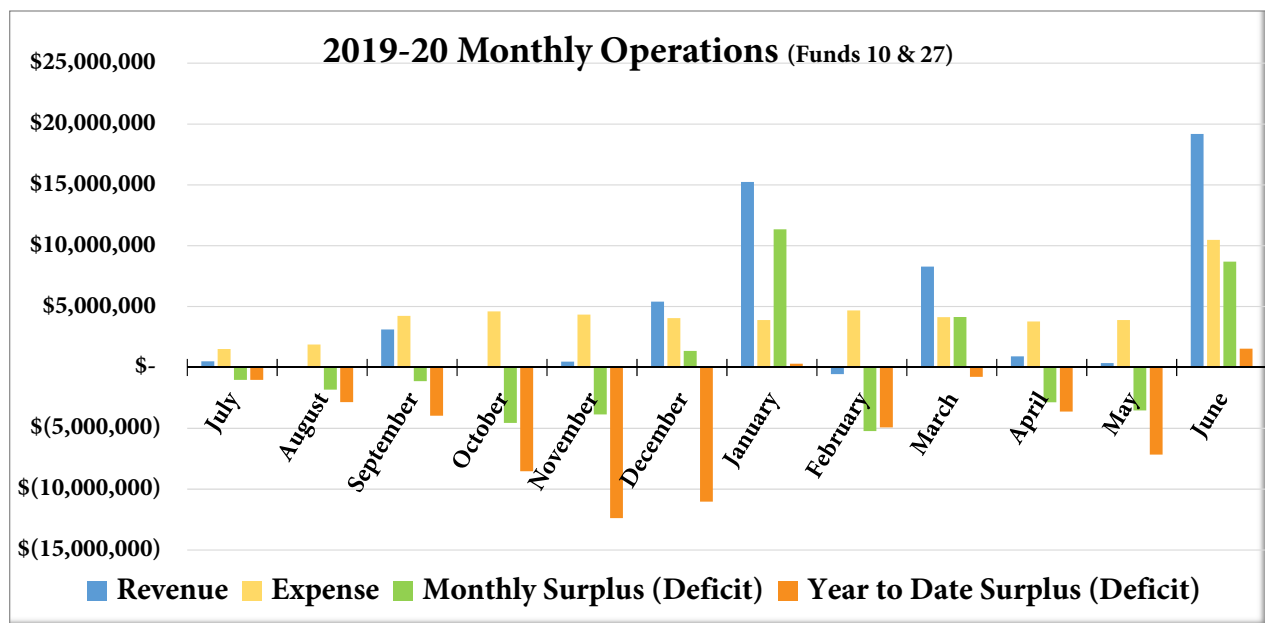
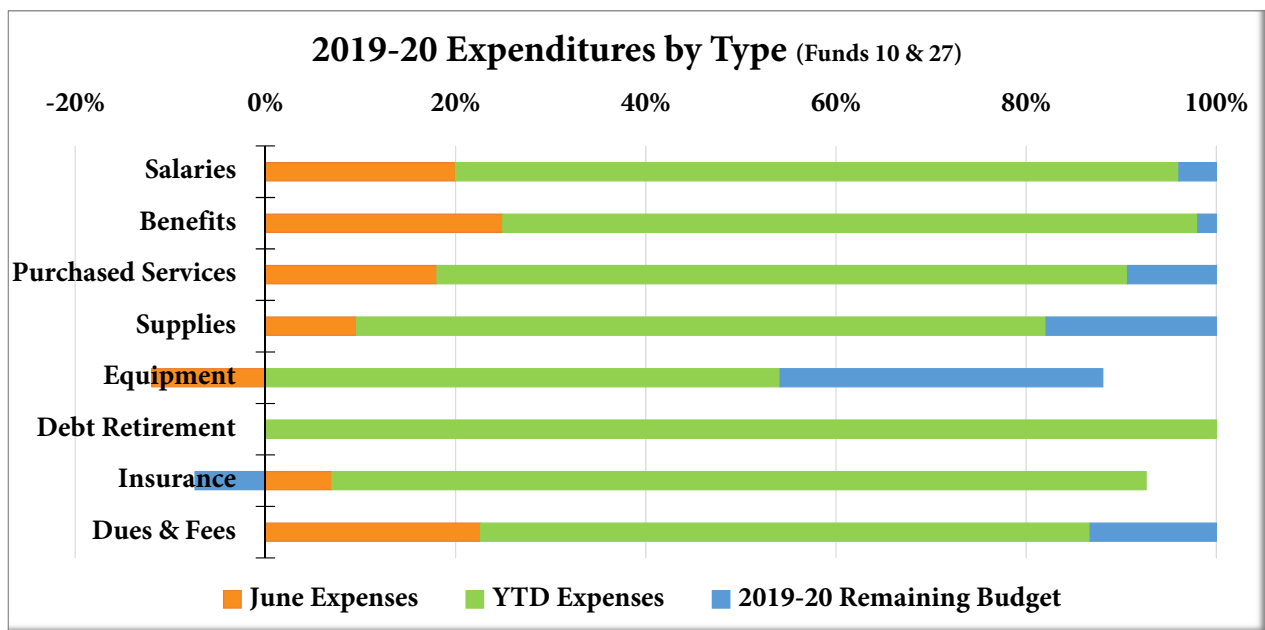


Percentage of Expenditures by Object - Year to Date



Percentage of Year to Date Expenditures by Object



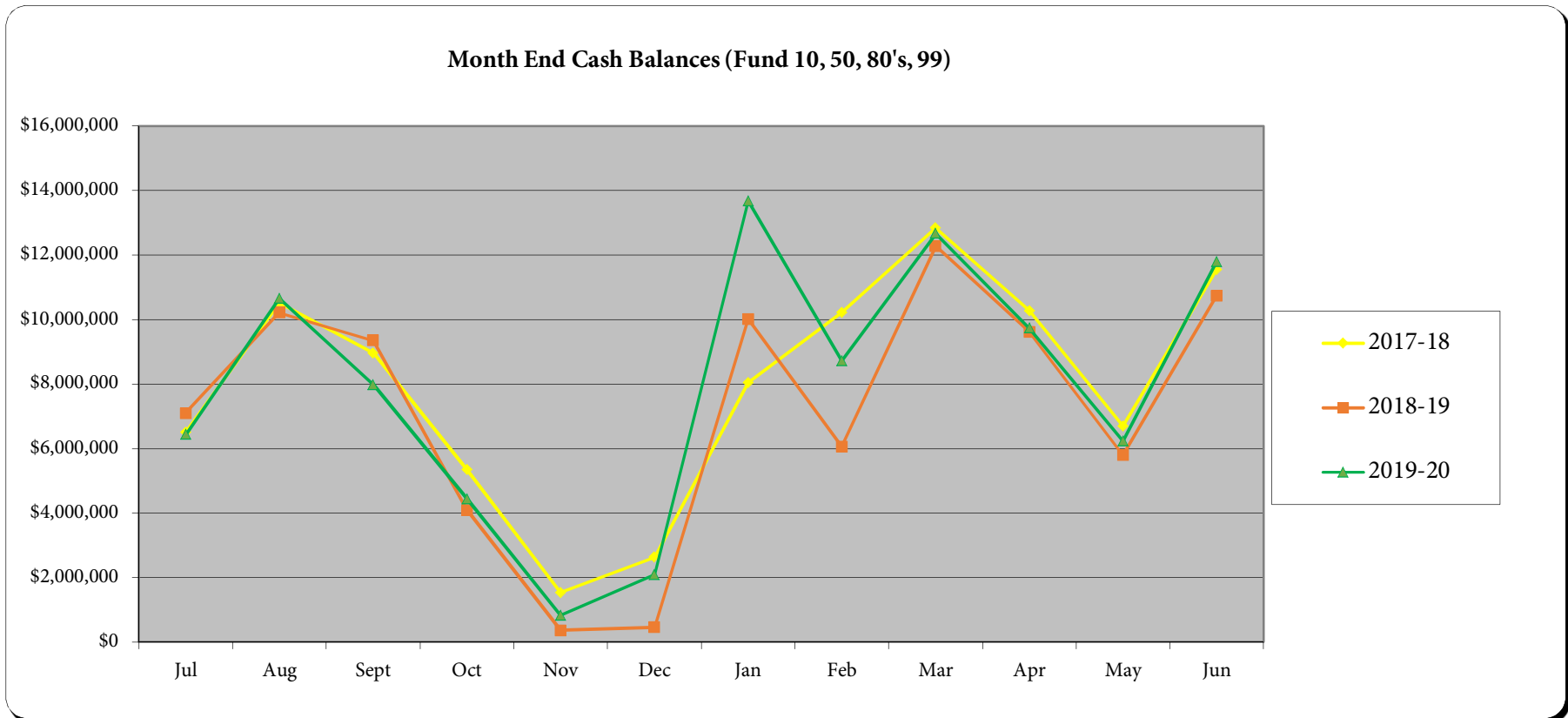


Oregon School District
Fund Summary

	Fund Balance 7/1/2019	+ FY 19/20 YTD Revenues	- FY 19/20 YTD Expenditures	+ Transfers Sources YTD	= Fund Balance 6/30/2020
General Fund	11,280,520	50,328,083	42,920,649	(5,179,544)	13,508,409
Assigned 18/19 Building Carryover	306,746		304,083		2,663
Assigned 18/19 Department Carryover	466,390		356,446		109,944
Assigned 18/19 Department of Instruction	13,406		13,406		0
Assigned Teacher Compensation Carryover	645,969		0		645,969
Assigned Curriculum Development for Virtual Instruction	9,018		9,018		0
Total Fund 10	12,722,049	50,328,083	43,603,602	(5,179,544)	14,266,986
Donations/Gifts (Fund 21)	634,539	490,392	484,820		640,112
Special Education Grants	0	644,479	644,479		0
Special Education	0	2,123,748	7,295,529	5,171,781	0
Total Fund 27	0	2,768,227	7,940,008	5,171,781	0
Non Referendum Debt (Fund 38)	47,224	368,870	373,185		42,909
Debt Service (Fund 39)	2,758,710	7,755,120	8,888,244		1,625,586
Long Term Capital Improvement Trust (Fund 46)	0	0	0	100	100
Referendum Bonds (Fund 47)	35,137	552	35,689		0
Referendum Bonds 2018 (Fund 49)	38,308,223	516,718	32,389,246		6,435,695
Food Service (Fund 50)	261,069	1,276,486	1,545,218	7,663	0
Employee Trust Fund (Fund 73)	253,676	71,469	78,750		246,395
Opeb Liability (Fund 74)	4,583,309	1,004,964	680,917		4,907,356
Total Fund 70	4,836,986	1,076,432	759,667		5,153,751
Pool (Fund 80)	-11,788	314,072	293,046		9,238
Community Education (Fund 82)	3,641	397,310	380,953		19,998
Performing Arts Center (Fund 85)	8,551	17,030	25,777		-196
Total Fund 80 , 82, and 85	404	728,412	699,775		29,041
Cooperative Purchases (Fund 99)	0	257,572	257,572		0

Oregon School District
Investment Schedule
June 2020

Bank Placement	Rate	Fund 10,20's,					
		50, 80's, 99	Fund 38	Fund 39	Fund 49	Fund 73	Fund 74
WISC Cash Management	0.11%	275,372.86	142.01	328.15	61.66	22,027.08	-
WISC Investment Series	0.29%	11,188,572.31	21,777.92	6,964.06	8,315,863.15	63,133.93	285,939.70
State Investment Pool	0.14%	31,786.67	20,989.33	1,618,293.35	2,814,161.17	161,233.97	3,908,296.59
CD's	2.48-2.83%				481,500.00		
Oregon Community Bank	0.10%	300,187.63					
Total		11,795,919.47	42,909.26	1,625,585.56	11,611,585.98	246,394.98	4,194,236.29





Oregon School District
Financial Statements
July 31, 2020

123 E Grove Street
Oregon, WI 53575
<http://www.oregonsd.org>

Oregon School District Treasurer's Report Table of Contents

Balance Sheet	Page 1
Budget Report:	
Revenues	Page 2
Expenditures	Page 3
Expenditure/Revenue Charts	Page 4
Additional Charts	Page 5
Fund Summary	Page 6
Investment Schedule	Page 7

The Oregon School District does not discriminate against students on the basis of sex, race, color, religion, national origin, ancestry, creed, pregnancy, marital or parental status, sexual orientation, or physical, mental, emotional, or learning disability in its education programs or activities. [s. 118.13, Wis. Statutes, and PI 9, Title VI of the Civil Rights Act of 1964, Title IX of the Education Amendments of 1972, Section 504 of the Rehabilitation Act of 1973.]

Oregon School District
Balance Sheet
July 2020

	10	21	27	38	39	46	49	50	73	74	80's	99
	GENERAL	DONATIONS	SPECIAL PROJECTS	NON-REF. DEBT	DEBT SERVICE	CAPITAL IMPROVEMENTR UST	REFERENDUM DEBT 2018	FOOD SERVICE	EMPLOYEE TRUST FUNDS	OPEB LIABILITY	COMMUNITY SERVICE	COOP. PURCHASES
Ending Balance 06/30/2020												
Cash/Investments	10,551,235	833,797	608,332	42,909	1,625,586	100	11,611,586	26,171	246,395	4,194,236	33,940	(107,882)
Inventory	517,001							48,529				
Taxes Receivable	7,662,391											
Interest Receivable							17,262					
Accounts Receivable	42,185							11,397				
Adv to/From Other Funds	(713,120)									713,120		
Due From/To Other Govts	500,333		182,639					25,087				133,422
Prepays	26,446											
Short Term Loan												
Payroll/Benefit Liabilities	(1,044,785)		(191,401)									
Self Funded Dental	(128,596)											
Accrued Payroll	(2,653,736)		(575,836)					(4,109)			(3,338)	(6,442)
Other Liabilities	(486,204)	(44,012)	(23,734)				(5,193,153)	(7,681)			(1,099)	(10,265)
Deferred Rev	(6,164)							(99,394)			(462)	(8,834)
Fund Balance	14,266,986	789,786	0	42,909	1,625,586	100	6,435,695	0	246,395	4,907,356	29,041	0

Revenues MTD	12,791	564	0	6	196	0	1,915	369	29	587	2,213	8,834
Expenditures MTD	1,103,277	337	18,380	0	0	0	(2,555,612)	24,435	488	41,908	30,642	0
Interfund Transfer												

Ending Balance 07/01/2020												
Cash/Investments	7,201,866	149,674	(8,301)	42,915	1,625,781	100	9,071,122		246,424	4,907,943		
Inventory	517,001							48,529				
Taxes Receivable	7,662,391											
Interest Receivable												
Accounts Receivable	5,315							11,397				
Adv to/From Other Funds	(674,780)	640,339	205,547				(77,900)	15,577	(488)	(41,908)	1,074	(67,461)
Due From/To Other Govts	149,367		166,009					(175)				76,294
Prepays	26,446											
Short Term Loan												
Payroll/Benefit Liabilities	(334,974)		(95,700)									
Self Funded Dental	(79,806)											
Accrued Payroll	(1,238,220)		(285,935)									
Other Liabilities	(34,478)											
Deferred Rev	(23,629)							(99,394)			(462)	
Fund Balance	13,176,500	790,013	(18,380)	42,915	1,625,781	100	8,993,222	(24,066)	245,936	4,866,035	612	8,834

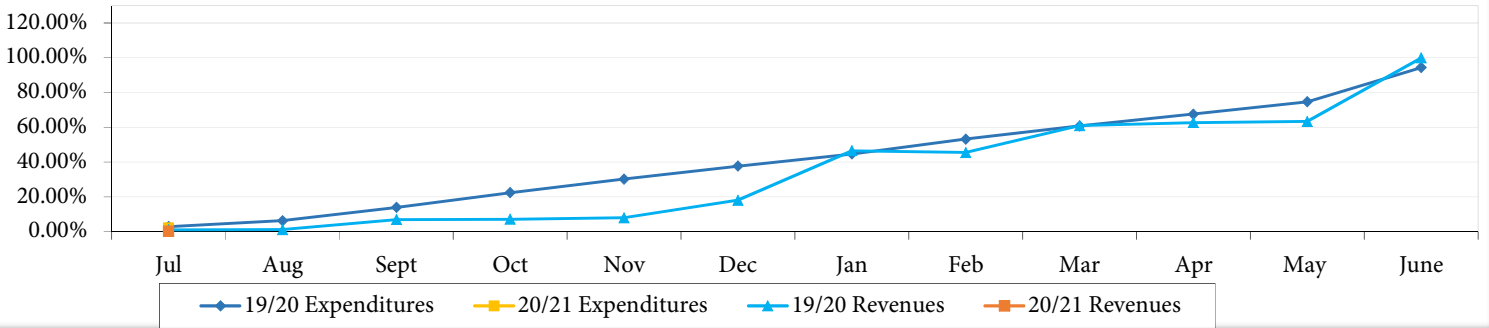
Oregon School District Revenue Report- July 2020

General Fund - 10					
	2020-2021 Preliminary Budget	MTD Revenues	YTD Revenues	20/21 YTD % Received	19/20 YTD % Received
Property Taxes	24,210,710			0.00%	0.00%
Mobile Home/DNR Tax/Focus on Energy	130,000			0.00%	0.00%
Other Tax Aids	58,605			0.00%	0.00%
Other Local (Fees, Fines, Admission, Resale, Rentals)	209,501			0.00%	4.68%
Interest Income	60,000	1,421	1,421	2.37%	15.52%
Misc. Income	147,759	11,370	11,370	7.70%	3.42%
Transportation Aid	80,530			0.00%	0.00%
Library Aid	150,000			0.00%	0.00%
General State Aid	21,061,733			0.00%	0.00%
Per Pupil Aid	2,856,700			0.00%	0.00%
Open Enrollment	2,854,619			0.00%	0.00%
Grants & Misc Aids	694,404			0.00%	0.00%
Sale of Construction	425,000			0.00%	100.00%
Total General Fund Revenues	52,939,560	12,791	12,791	0.02%	0.93%
Donations/Gifts-21					
Donations/Gifts	523,400	564	564	0.11%	3.81%
Special Projects Funds - 27					
Special Education Grants	1,109,668	0	0	0.00%	0.00%
Special Education	2,294,317	0	0	0.00%	1.89%
Total Special Projects Revenues	3,403,985	0	0	0.00%	1.45%
Debt Service Funds - 30					
Non Referendum Debt-38	368,185	6	6	0.00%	0.03%
Bonded Debt Retirement - 39	6,246,469	196	196	0.00%	0.11%
Total Debt Service Revenues	6,614,654	202	202	0.00%	0.11%
Referendum Debt 2018 - 49					
Referendum Debt - 49	482,550	1,915	1,915	0.40%	-0.33%
Food Service Fund-50					
Food Service Fund-50	300,000	369	369	0.12%	0.55%
Employee Benefit Trust Fund -70					
Health Insurance Employee Trust - 73	55,000	29	29	0.05%	0.68%
Opeb Liability-74	948,000	587	587	0.06%	0.82%
Total Employee Benefit Revenues	1,003,000	616	616	0.06%	0.81%
Community Services Funds - 80					
Pool -Fund 80	29,330	1,326	1,326	4.52%	4.38%
Property Tax	242,154			0.00%	0.00%
Community Education Fund - Fund 82	80,000	887	887	1.11%	10.86%
Property Tax	287,525			0.00%	0.00%
Performing Arts Center -Fund 85- Prop. Tax	26,256			0.00%	0.00%
Total Comm. Service Revenues	665,265	2,213	2,213	0.33%	1.75%
Cooperative Purchases Fund - 90					
Cooperative Purchases Fund - 90	214,384	8,834	8,834	4.12%	5.16%
Total Revenues	66,146,798	27,503	27,503	0.04%	0.88%

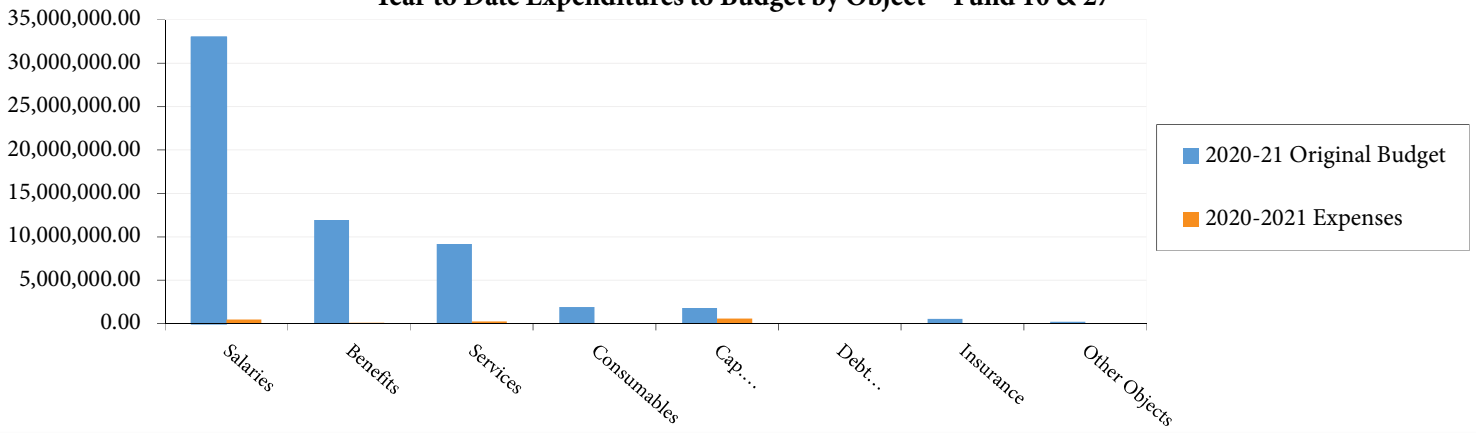
Oregon School District-Expenditure Report
July 2020

General Fund - 10					
	2020-2021 Preliminary Budget	MTD Expended	YTD Expended	20/21 YTD % Expended	19/20 YTD % Expended
Instruction					
Undiff Curriculum	11,005,117	278,200	278,200	2.53%	1.79%
Regular Curriculum	10,068,986	724	724	0.01%	0.01%
Vocational Curriculum	1,895,281	679	679	0.04%	25.11%
Physical Curriculum	1,451,097	3,617	3,617	0.25%	0.29%
Co-Curricular Activity	701,103	106	106	0.02%	0.12%
Special Curriculum	1,445,474	3,787	3,787	0.26%	0.25%
Total Instruction	26,567,059	287,113	287,113	1.08%	2.62%
Support Services					
Pupil Services	2,250,389	8,754	8,754	0.39%	0.45%
Instructional Services	4,197,069	98,531	98,531	2.35%	4.18%
General Operations	693,802	48,414	48,414	6.98%	5.16%
School Bldg Operations	3,474,117	176,392	176,392	5.08%	5.16%
Fiscal	467,080	31,543	31,543	6.75%	7.16%
Maint/Operations	5,338,178	107,199	107,199	2.01%	5.71%
Transportation	2,196,370	7,529	7,529	0.34%	0.39%
Printing	9,000	0	0	0.00%	0.00%
Central Services	772,337	51,372	51,372	6.65%	8.72%
Insurance	530,079	129,469	129,469	24.42%	1.35%
Debt Service	40,109	25,109	25,109	62.60%	100.00%
Other Support Services	1,312,865	123,683	123,683	9.42%	13.23%
Total Support Services	21,281,396	807,994	807,994	3.80%	4.83%
Tuition/CESA/Tax Repayment	856,553	8,169	8,169	0.95%	0.00%
Open Enrollment	1,078,839			0.00%	0.00%
Total General Fund Expenditures	49,783,847	1,103,277	1,103,277	2.22%	3.46%
Gifts/Donations - 21					
Total Donations/Gifts	537,800	337	337	0.06%	2.09%
Special Projects Funds - 27					
Special Education Grants	1,109,668	3,473	3,473	0.31%	0.47%
Special Education-Regular	7,752,073	14,908	14,908	0.19%	0.21%
Total Special Projects Expenditures	8,861,741	18,380	18,380	0.21%	0.23%
Debt Service Funds - 30					
Non Referendum Debt-38	373,285	0	0	0.00%	0.00%
Bonded Debt Retirement - 39	6,304,144	0	0	0.00%	0.00%
Total Debt Service Expenditures	6,677,429	0	0	0.00%	0.00%
2019 Referendum Debt Fund - 49					
Referendum Debt Fund - 49	6,668,245	-2,555,612	-2,555,612	-38.33%	0.43%
Food Service Fund - 50					
Food Service Fund-50	955,000	24,435	24,435	2.56%	1.63%
Employee Benefit Trust Fund -70					
Health Insurance Employee Trust - 73	80,000	488	488	0.61%	0.92%
OPEB Liability-74	700,000	41,908	41,908	5.99%	7.17%
Total Employee Trust Funds	780,000	42,397	42,397	5.44%	6.52%
Community Funds - 80					
Pool - Fund 80	280,722	11,293	11,293	4.02%	4.60%
Community Education Fund - Fund 82	387,523	17,223	17,223	4.44%	7.11%
Performing Arts Center - Fund 85	26,060	2,125	2,125	8.15%	9.73%
Total Community Expenditures	694,305	30,642	30,642	4.41%	6.15%
Cooperative Programs - 99					
Cooperative Programs-99	214,384	0	0	0.00%	0.22%
Total Expenditures	75,172,751	-1,336,145	-1,336,145	-1.78%	1.85%

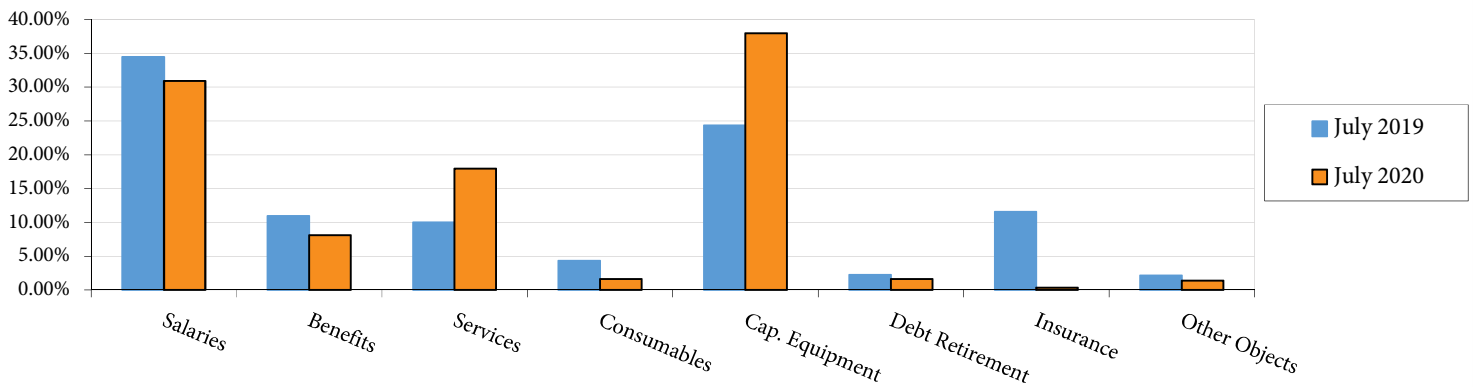
Percentage of Revenues and Expenditures to Budget Fund 10 & 27



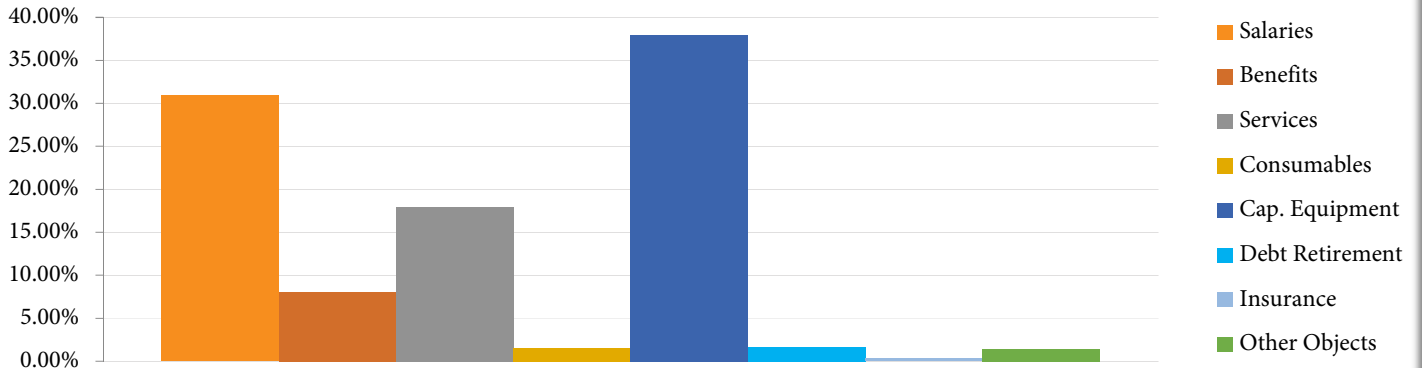
Year to Date Expenditures to Budget by Object - Fund 10 & 27



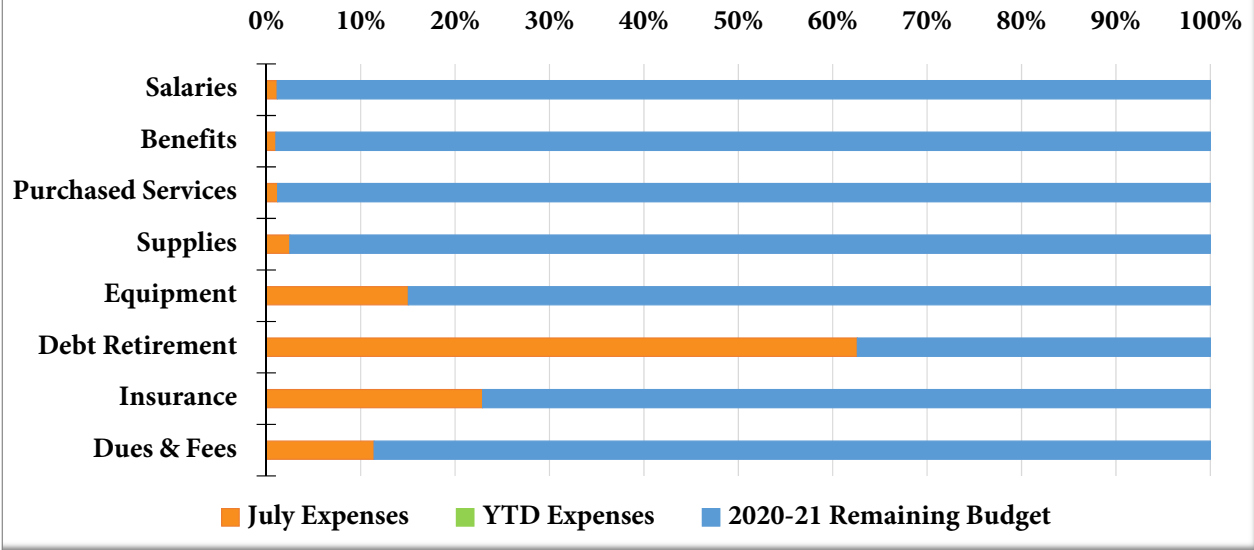
Percentage of Expenditures by Object - Year to Date



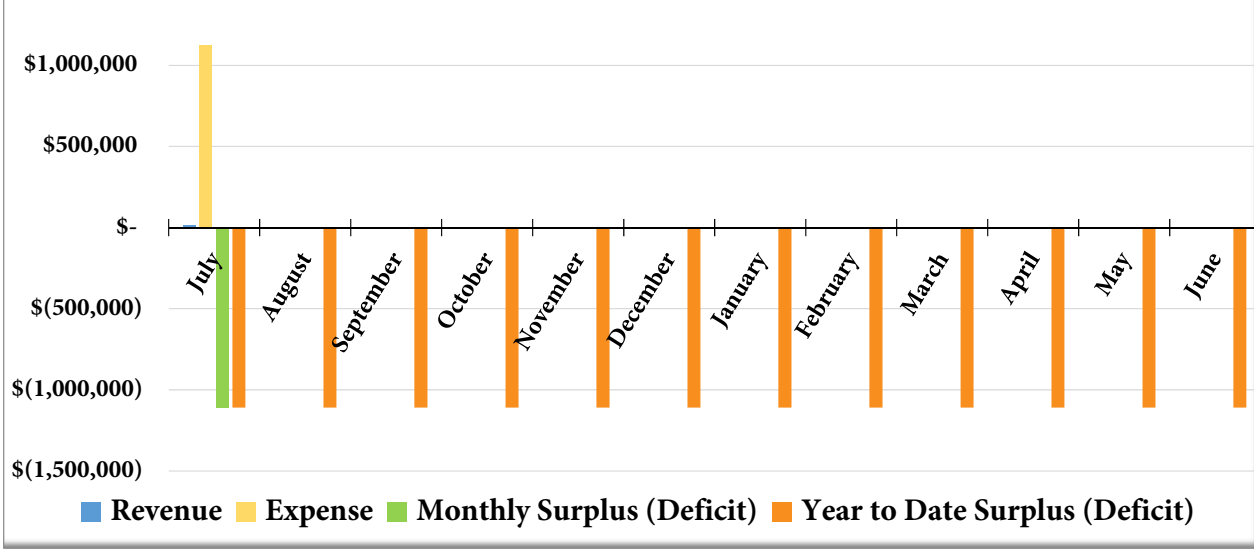
Percentage of Year to Date Expenditures by Object



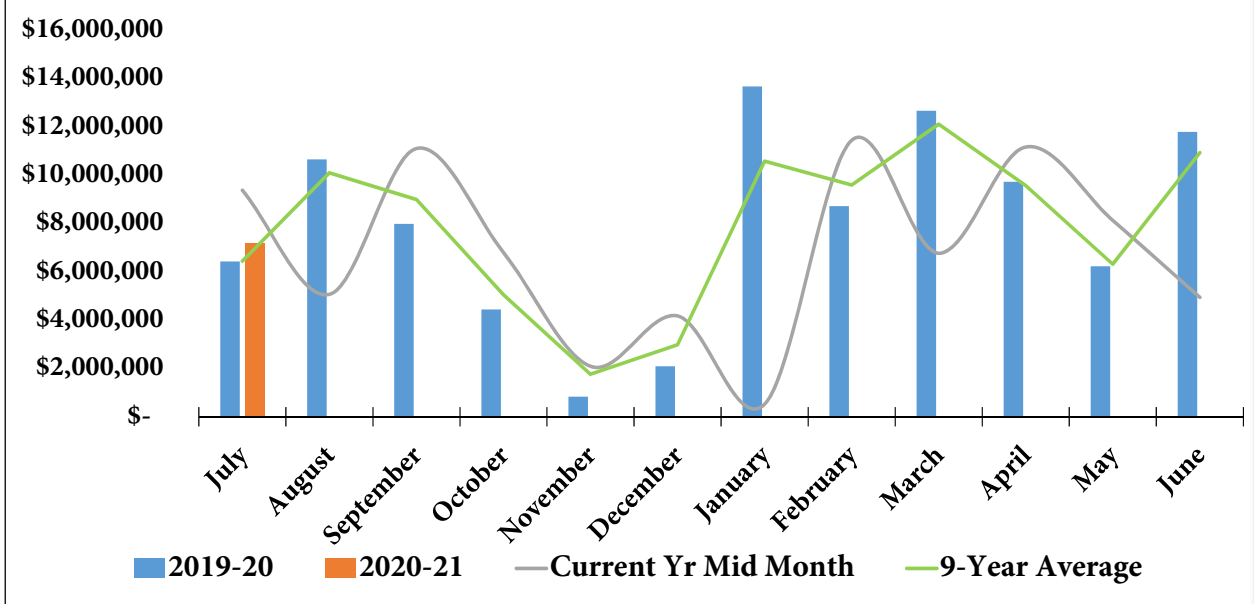
2020-21 Expenditures by Type (Funds 10 & 27)



2020-21 Monthly Operations (Funds 10 & 27)



Operating Balances (Cash on Hand) (Operating Fund)

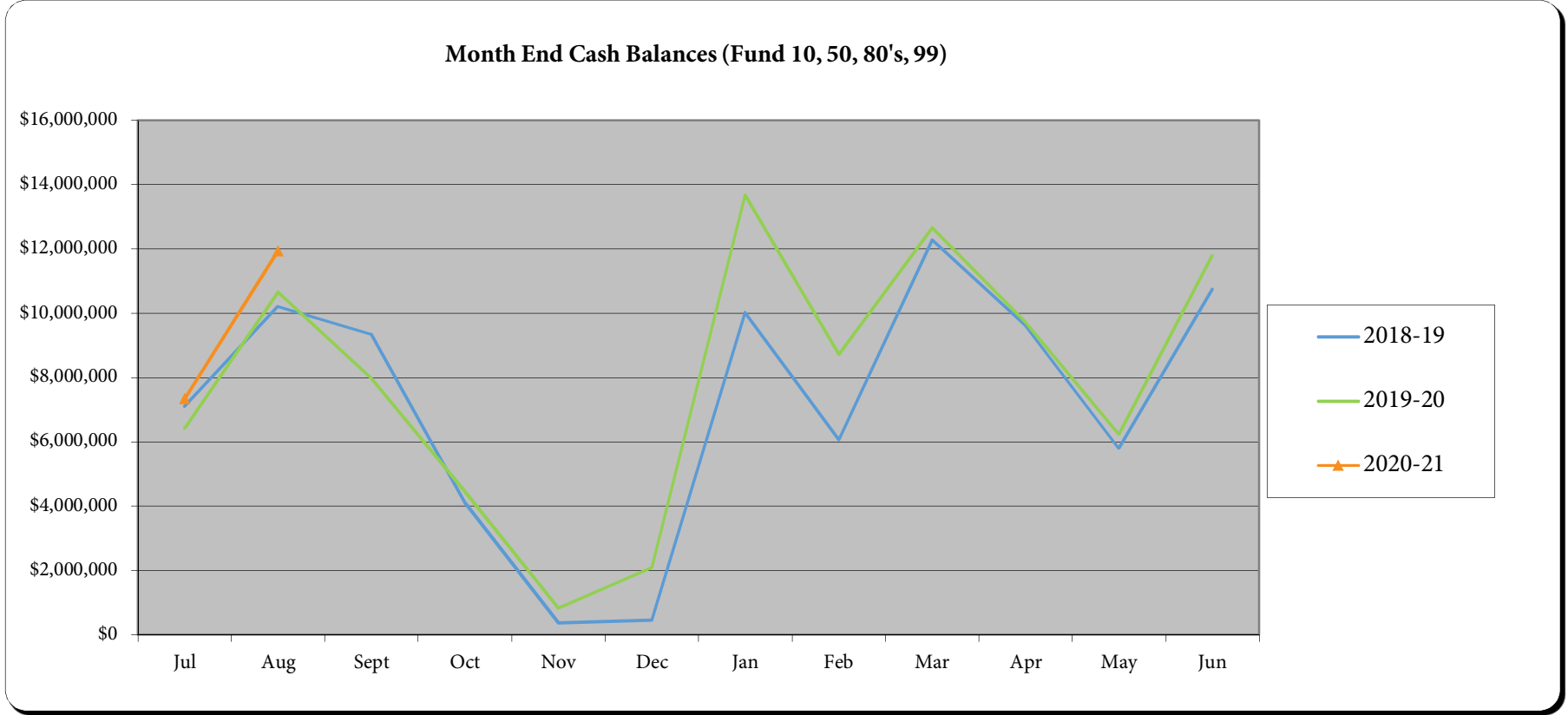


Oregon School District Fund Summary

	Fund Balance 7/1/2020	+	FY 20/21 YTD Revenues	-	FY 20/21 YTD Expenditures	+	Transfers Sources YTD	=	Fund Balance 7/31/2020
General Fund	11,301,126		12,791		873,635				10,440,282
Assigned 19/20 Building Carryover	294,881				102,467				192,414
Assigned 19/20 Department Carryover	392,696				55,437				337,259
Assigned 19/20 Department of Instruction	132,314				71,511				60,803
Assigned Teacher Compensation Carryover	645,969				0				645,969
Covid	1,500,000				227				1,499,773
Total Fund 10	14,266,986		12,791		1,103,277				13,176,500
Donations/Gifts (Fund 21)	789,786		564		337				790,013
Special Education Grants	0		0		3,473				-3,473
Special Education	0		0		14,908				-14,908
Total Fund 27	0		0		18,380				-18,380
Non Referendum Debt (Fund 38)	42,909		6		0				42,915
Debt Service (Fund 39)	1,625,586		196		0				1,625,781
Long Term Capital Improvement Trust (Fund 46)	100		0		0				100
Referendum Bonds 2018 (Fund 49)	6,435,695		1,915		(2,555,612)				8,993,222
Food Service (Fund 50)	0		369		24,435				-24,066
Employee Trust Fund (Fund 73)	246,395		29		488				245,936
Opeb Liability (Fund 74)	4,907,356		587		41,908				4,866,035
Total Fund 70	5,153,751		616		42,397				5,111,971
Pool (Fund 80)	9,238		1,326		11,293				-730
Community Education (Fund 82)	19,998		887		17,223				3,662
Performing Arts Center (Fund 85)	-196		0		2,125				-2,320
Total Fund 80, 82, and 85	29,041		2,213		30,642				612
Cooperative Purchases (Fund 99)	0		8,834		0				8,834

Oregon School District Investment Schedule July 2020

Bank Placement	Rate	Fund 10,20's,					
		50, 80's, 99	Fund 38	Fund 39	Fund 49	Fund 73	Fund 74
WISC Cash Management	0.02%	(110,385.78)	142.01	328.15	2.16	22,027.41	13,120.73
WISC Investment Series	0.18%	7,189,968.89	21,781.09	6,965.10	9,071,032.68	63,143.32	986,055.45
State Investment Pool	0.14%	31,790.50	20,991.86	1,618,488.12	87.41	161,253.38	3,908,766.97
CD's	.71-1.1%	149,674.00					
Oregon Community Bank	0.10%	82,191.95					
Total		7,343,239.56	42,914.96	1,625,781.37	9,071,122.25	246,424.11	4,907,943.15





Oregon School District
Financial Statements
August 31, 2020

123 E Grove Street
Oregon, WI 53575
<http://www.oregonsd.org>

Oregon School District Treasurer's Report Table of Contents

Balance Sheet	Page 1
Budget Report:	
Revenues	Page 2
Expenditures	Page 3
Expenditure/Revenue Charts	Page 4
Additional Charts	Page 5
Fund Summary	Page 6
Investment Schedule	Page 7

The Oregon School District does not discriminate against students on the basis of sex, race, color, religion, national origin, ancestry, creed, pregnancy, marital or parental status, sexual orientation, or physical, mental, emotional, or learning disability in its education programs or activities. [s. 118.13, Wis. Statutes, and PI 9, Title VI of the Civil Rights Act of 1964, Title IX of the Education Amendments of 1972, Section 504 of the Rehabilitation Act of 1973.]

Oregon School District
Balance Sheet
August 2020

	10	21	27	38	39	46	49	50	73	74	80's	99
	GENERAL	DONATIONS	SPECIAL PROJECTS	NON-REF. DEBT	DEBT SERVICE	CAPITAL IMPROVEMENT TRUST	REFERENDUM DEBT 2018	FOOD SERVICE	EMPLOYEE TRUST FUNDS	OPEB LIABILITY	COMMUNITY SERVICE	COOP. PURCHASES
Ending Balance 07/31/2020												
Cash/Investments	7,201,866	149,674	(8,301)	42,915	1,625,781	100	9,071,122		246,424	4,907,943		
Inventory	517,001							48,529				
Taxes Receivable	7,662,391											
Interest Receivable												
Accounts Receivable	5,315							11,397				
Adv to/From Other Funds	(674,780)	640,339	205,547				(77,900)	15,577	(488)	(41,908)	1,074	(67,461)
Due From/To Other Govts	149,367		166,009					(175)				76,294
Prepays	26,446											
Short Term Loan												
Payroll/Benefit Liabilities	(334,974)		(95,700)									
Self Funded Dental	(79,806)											
Accrued Payroll	(1,238,220)		(285,935)									
Other Liabilities	(34,478)											
Deferred Rev	(23,629)							(99,394)			(462)	
Fund Balance	13,176,500	790,013	(18,380)	42,915	1,625,781	100	8,993,222	(24,066)	245,936	4,866,035	612	8,834

Revenues MTD	258,014	47,981	963	4	164	0	527	38,313	23	517	3,122	0
Expenditures MTD	1,250,402	10,672	35,932	0	0	0	3,531,990	31,320	0	42,705	43,613	1,800
Interfund Transfer												

Ending Balance 08/31/2020												
Cash/Investments	11,789,047	146,093		42,919	1,625,945	100	5,540,624		246,447	4,908,460		
Inventory	517,934							48,529				
Taxes Receivable												
Interest Receivable												
Accounts Receivable	2,225							11,397				
Adv to/From Other Funds	(377,813)	681,229	(53,349)				(78,866)	22,571	(488)	(84,614)	(39,410)	(69,261)
Due From/To Other Govts	45,815							(175)				76,294
Prepays	26,446											
Short Term Loan												
Payroll/Benefit Liabilities	226,781											
Self Funded Dental	(19,268)											
Accrued Payroll												
Other Liabilities	(1,225)											
Deferred Rev	(25,831)							(99,394)			(469)	
Fund Balance	12,184,112	827,322	(53,349)	42,919	1,625,945	100	5,461,758	(17,072)	245,959	4,823,847	(39,879)	7,034

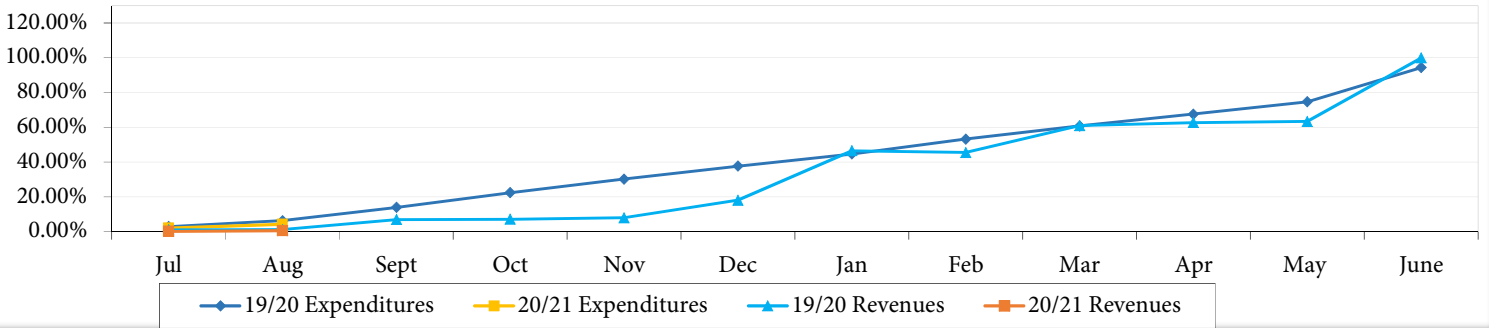
Oregon School District Revenue Report- August 2020

General Fund - 10					
	2020-2021 Preliminary Budget	MTD Revenues	YTD Revenues	20/21 YTD % Received	19/20 YTD % Received
Property Taxes	24,210,710			0.00%	0.00%
Mobile Home/DNR Tax/Focus on Energy	130,000			0.00%	0.00%
Other Tax Aids	58,605			0.00%	0.00%
Other Local (Fees, Fines, Admission, Resale, Rentals)	209,501	9,004	9,004	4.30%	17.19%
Interest Income	60,000	646	2,067	3.44%	27.43%
Misc. Income	147,759	248,364	259,734	175.78%	5.45%
Transportation Aid	80,530			0.00%	0.00%
Library Aid	150,000			0.00%	0.00%
General State Aid	21,061,733			0.00%	0.00%
Per Pupil Aid	2,856,700			0.00%	0.00%
Open Enrollment	2,854,619			0.00%	0.00%
Grants & Misc Aids	694,404			0.00%	0.00%
Sale of Construction	425,000			0.00%	100.00%
Total General Fund Revenues	52,939,560	258,014	270,805	0.51%	1.04%
Donations/Gifts-21					
Donations/Gifts	523,400	47,981	48,545	9.28%	15.12%
Special Projects Funds - 27					
Special Education Grants	1,109,668	0	0	0.00%	0.00%
Special Education	2,294,317	963	963	0.04%	2.21%
Total Special Projects Revenues	3,403,985	963	963	0.03%	1.69%
Debt Service Funds - 30					
Non Referendum Debt-38	368,185	4	10	0.00%	0.05%
Bonded Debt Retirement - 39	6,246,469	164	360	0.01%	0.21%
Total Debt Service Revenues	6,614,654	168	369	0.01%	0.20%
Referendum Debt 2018 - 49					
Referendum Debt - 49	482,550	527	2,442	0.51%	9.83%
Food Service Fund-50					
Food Service Fund-50	300,000	38,313	38,682	12.89%	5.15%
Employee Benefit Trust Fund -70					
Health Insurance Employee Trust - 73	55,000	23	53	0.10%	1.33%
Opeb Liability-74	948,000	517	1,104	0.12%	3.76%
Total Employee Benefit Revenues	1,003,000	540	1,156	0.12%	3.60%
Community Services Funds - 80					
Pool -Fund 80	29,330	2,175	3,501	11.94%	45.62%
Property Tax	242,154	0	0	0.00%	0.00%
Community Education Fund - Fund 82	80,000	947	1,834	2.29%	29.91%
Property Tax	287,525	0	0	0.00%	0.00%
Performing Arts Center -Fund 85- Prop. Tax	26,256	0	0	0.00%	0.00%
Total Comm. Service Revenues	665,265	3,122	5,335	0.80%	9.08%
Cooperative Purchases Fund - 90					
Cooperative Purchases Fund - 90	214,384	0	8,834	4.12%	6.37%
Total Revenues	66,146,798	349,628	377,131	0.57%	1.37%

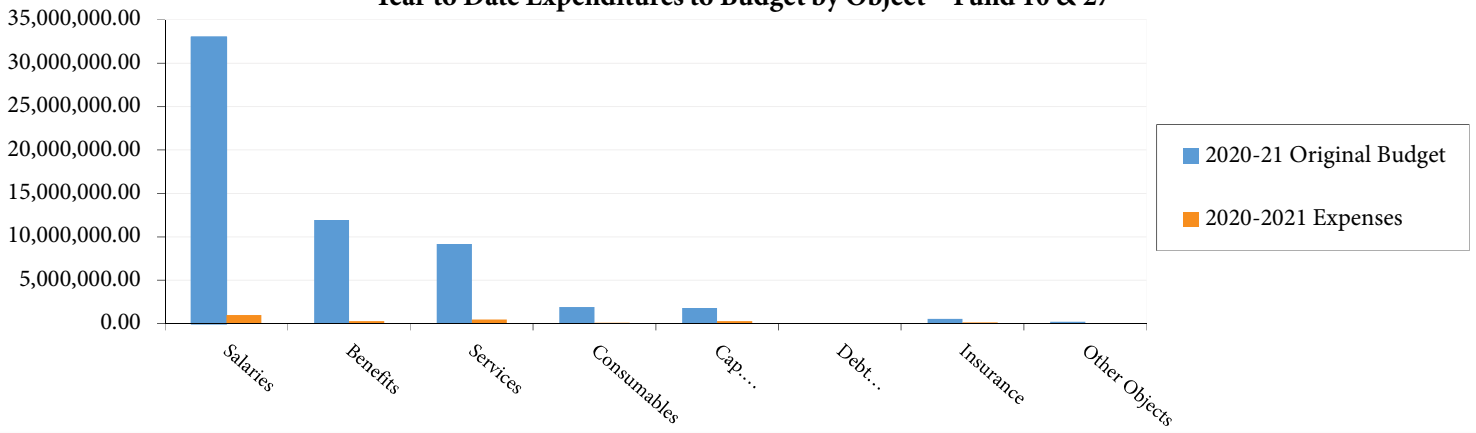
Oregon School District-Expenditure Report
August 2020

General Fund - 10					
	2020-2021 Preliminary Budget	MTD Expended	YTD Expended	20/21 YTD % Expended	19/20 YTD % Expended
Instruction					
Undiff Curriculum	11,005,117	212,395	490,595	4.46%	9.11%
Regular Curriculum	10,068,986	17,382	18,106	0.18%	0.21%
Vocational Curriculum	1,895,281	113	792	0.04%	27.57%
Physical Curriculum	1,451,097	3,615	7,233	0.50%	0.84%
Co-Curricular Activity	701,103	27,787	27,893	3.98%	1.77%
Special Curriculum	1,445,474	2,172	5,959	0.41%	0.50%
Total Instruction	26,567,059	263,464	550,578	2.07%	5.95%
Support Services					
Pupil Services	2,250,389	20,330	29,084	1.29%	1.06%
Instructional Services	4,197,069	151,358	249,890	5.95%	6.86%
General Operations	693,802	78,828	127,242	18.34%	10.95%
School Bldg Operations	3,474,117	197,679	374,071	10.77%	11.28%
Fiscal	467,080	35,102	66,645	14.27%	15.07%
Maint/Operations	5,338,178	251,221	358,420	6.71%	12.97%
Transportation	2,196,370	7,354	14,882	0.68%	0.80%
Printing	9,000	0	0	0.00%	0.00%
Central Services	772,337	46,885	98,256	12.72%	15.28%
Insurance	530,079	15,518	144,986	27.35%	25.23%
Debt Service	40,109	0	25,109	62.60%	100.00%
Other Support Services	1,312,865	182,664	306,347	23.33%	30.08%
Total Support Services	21,281,396	986,937	1,794,932	8.43%	10.49%
Tuition/CESA/Tax Repayment	856,553	0	8,169	0.95%	0.00%
Open Enrollment	1,078,839	0	0	0.00%	0.00%
Total General Fund Expenditures	49,783,847	1,250,402	2,353,679	4.73%	7.64%
Gifts/Donations - 21					
Total Donations/Gifts	537,800	10,672	11,009	2.05%	7.06%
Special Projects Funds - 27					
Special Education Grants	1,109,668	12,821	16,293	1.47%	3.72%
Special Education-Regular	7,752,073	23,111	38,018	0.49%	0.82%
Total Special Projects Expenditures	8,861,741	35,932	54,312	0.61%	1.06%
Debt Service Funds - 30					
Non Referendum Debt-38	373,285	0	0	0.00%	0.00%
Bonded Debt Retirement - 39	6,304,144	0	0	0.00%	0.00%
Total Debt Service Expenditures	6,677,429	0	0	0.00%	0.00%
2019 Referendum Debt Fund - 49					
Referendum Debt Fund - 49	6,668,245	3,531,990	976,378	14.64%	5.03%
Food Service Fund - 50					
Food Service Fund-50	955,000	31,320	55,754	5.84%	3.78%
Employee Benefit Trust Fund -70					
Health Insurance Employee Trust - 73	80,000	0	488	0.61%	1.83%
OPEB Liability-74	700,000	42,705	84,614	12.09%	7.77%
Total Employee Trust Funds	780,000	42,705	85,102	10.91%	7.16%
Community Funds - 80					
Pool - Fund 80	280,722	22,215	33,508	11.94%	13.64%
Community Education Fund - Fund 82	387,523	19,274	36,497	9.42%	16.52%
Performing Arts Center - Fund 85	26,060	2,125	4,250	16.31%	17.93%
Total Community Expenditures	694,305	43,613	74,255	10.69%	15.37%
Cooperative Programs - 99					
Cooperative Programs-99	214,384	1,800	1,800	0.84%	0.75%
Total Expenditures	75,172,751	4,948,433	3,612,289	4.81%	5.47%

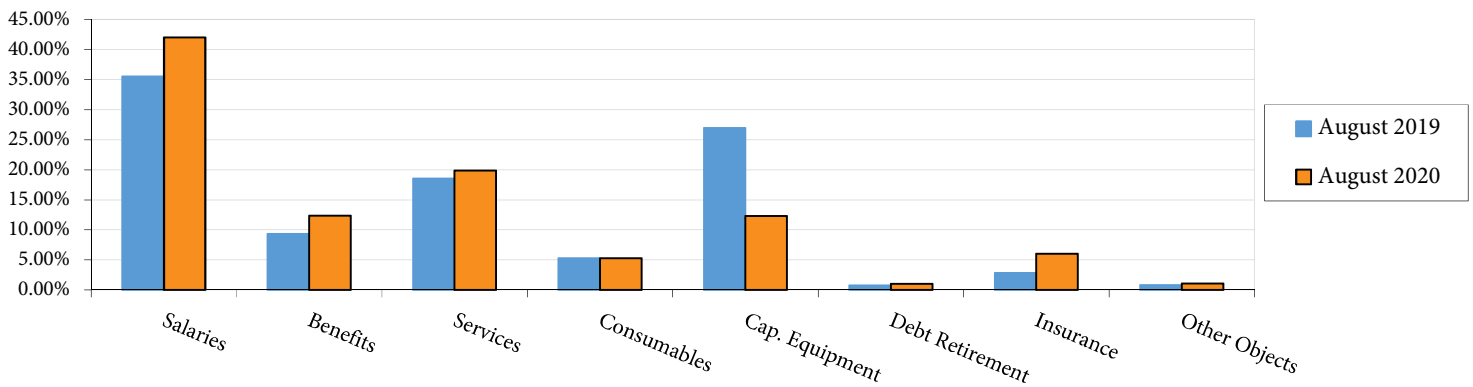
Percentage of Revenues and Expenditures to Budget Fund 10 & 27



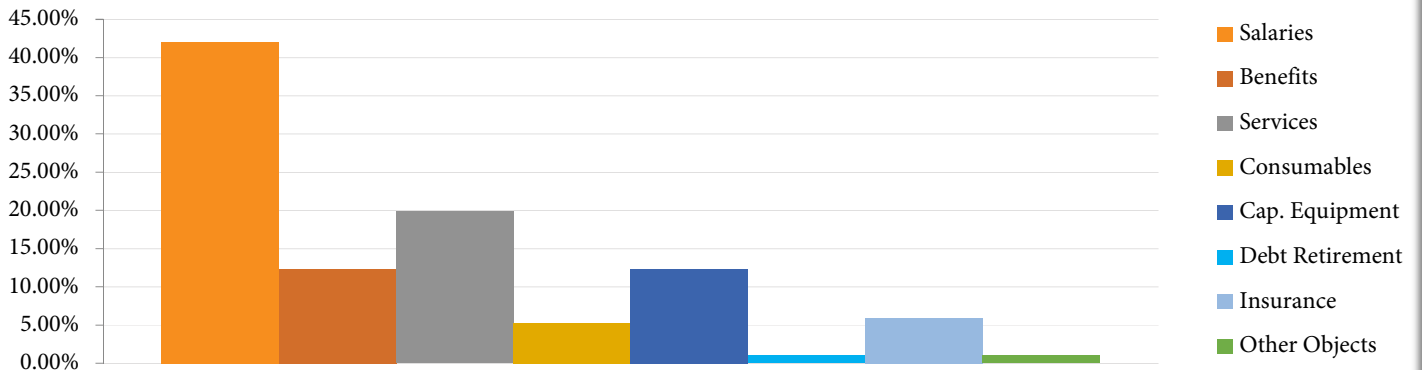
Year to Date Expenditures to Budget by Object - Fund 10 & 27

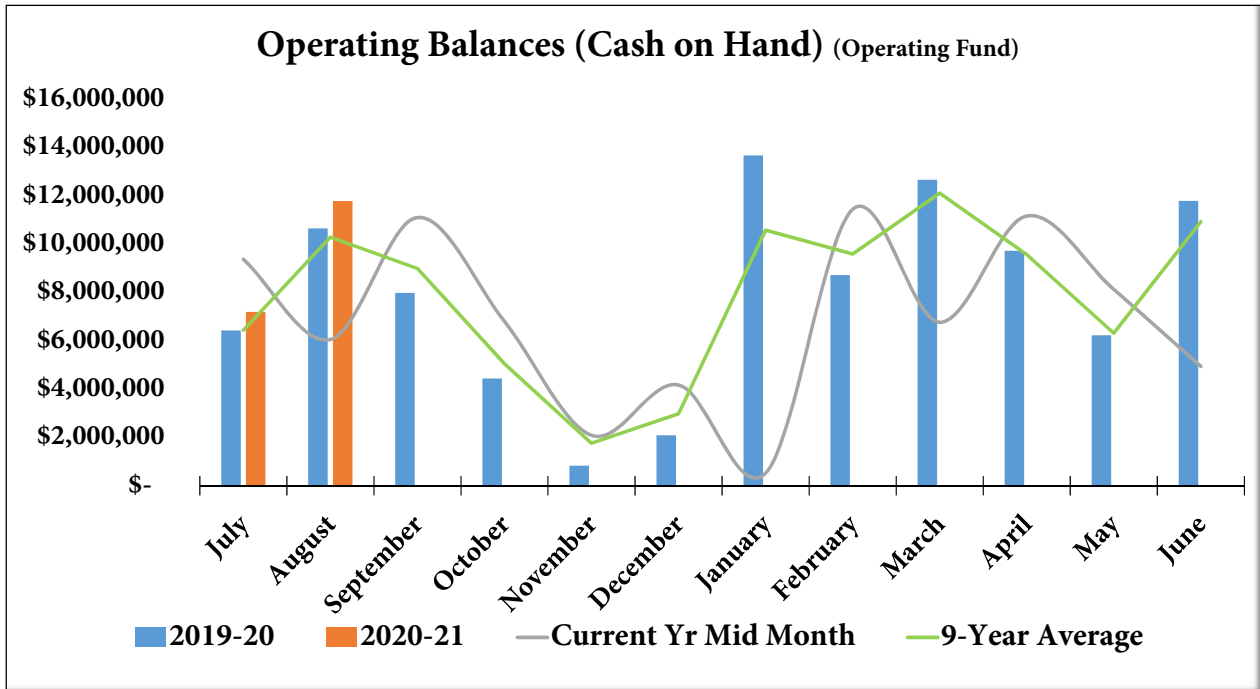
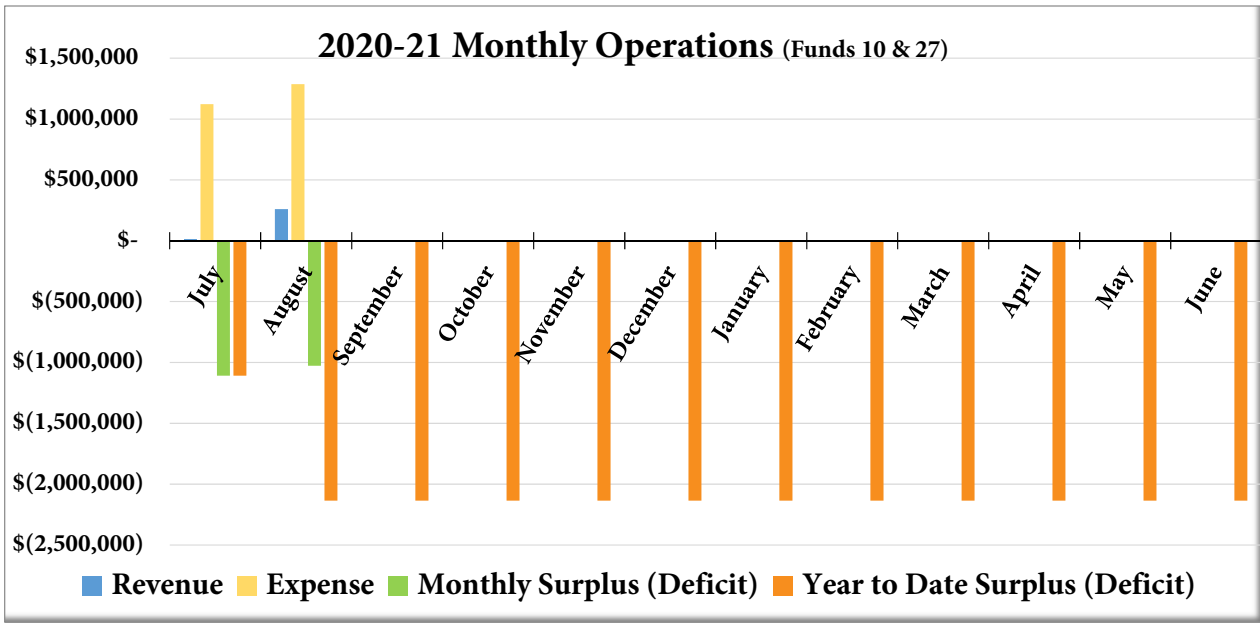
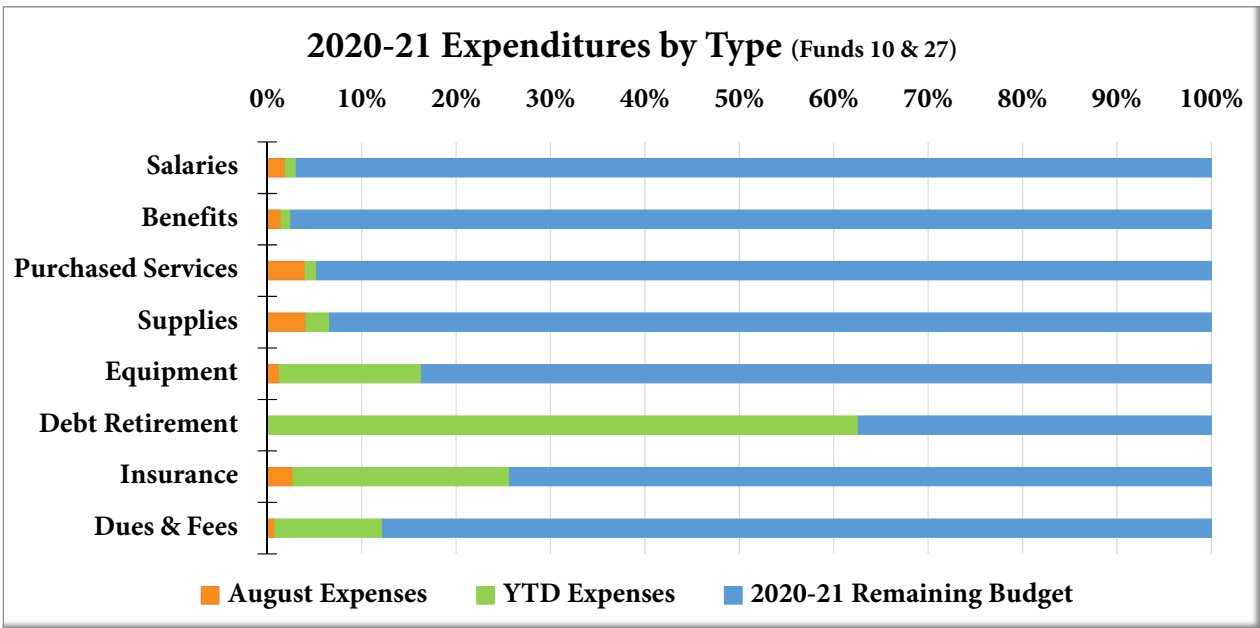


Percentage of Expenditures by Object - Year to Date



Percentage of Year to Date Expenditures by Object



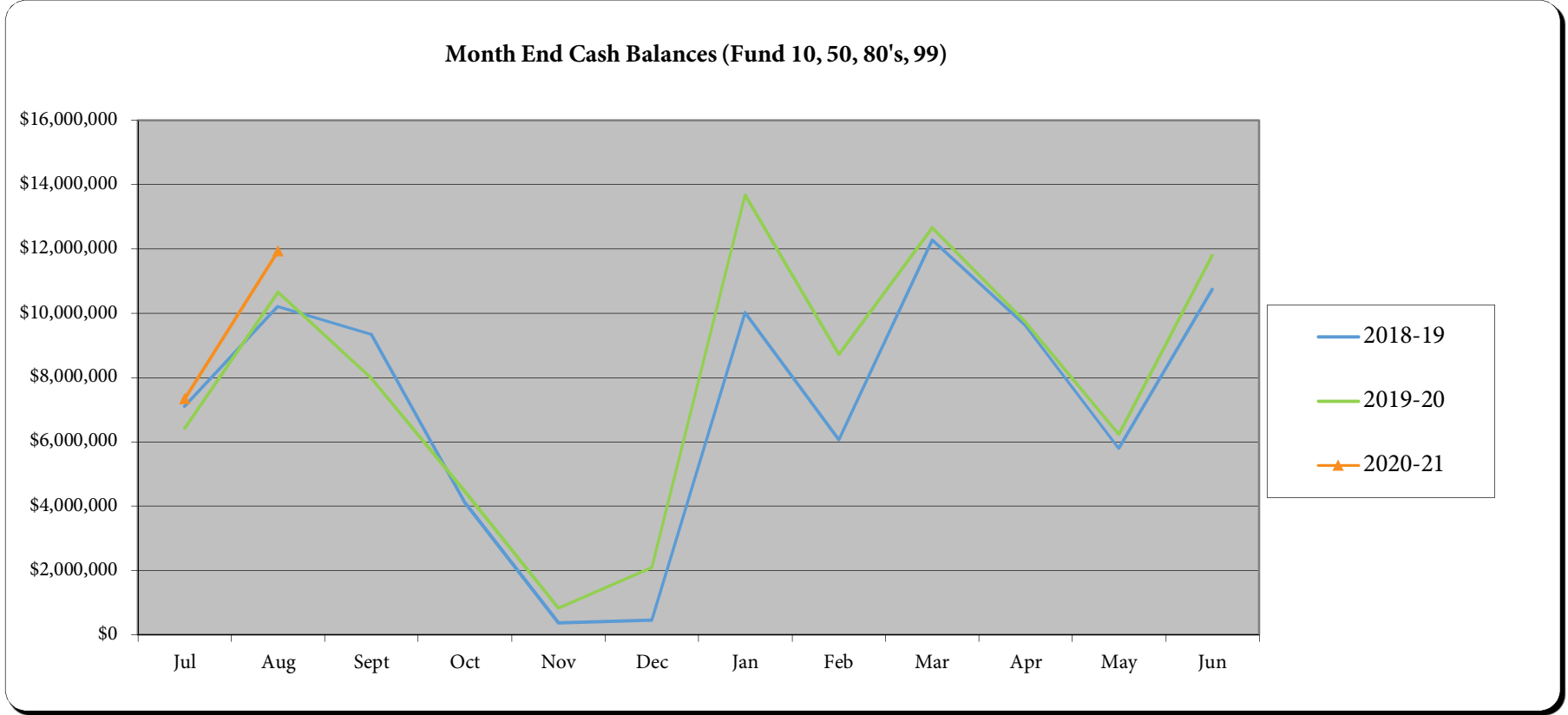


Oregon School District Fund Summary

	Fund Balance 7/1/2020	+	FY 20/21 YTD Revenues	-	FY 20/21 YTD Expenditures	+	Transfers Sources YTD	=	Fund Balance 8/31/2020
General Fund	11,301,126		270,805		1,899,181				9,672,749
Assigned 19/20 Building Carryover	294,881				127,453				167,428
Assigned 19/20 Department Carryover	392,696				95,828				296,868
Assigned 19/20 Department of Instruction	132,314				132,314				0
Assigned Teacher Compensation Carryover	645,969				0				645,969
Covid	1,500,000				98,903				1,401,097
Total Fund 10	14,266,986		270,805		2,353,679				12,184,112
Donations/Gifts (Fund 21)	789,786		48,545		11,009				827,322
Special Education Grants	0		0		16,293				-16,293
Special Education	0		963		38,018				-37,056
Total Fund 27	0		963		54,312				-53,349
Non Referendum Debt (Fund 38)	42,909		10		0				42,919
Debt Service (Fund 39)	1,625,586		360		0				1,625,945
Long Term Capital Improvement Trust (Fund 46)	100		0		0				100
Referendum Bonds 2018 (Fund 49)	6,435,695		2,442		976,378				5,461,758
Food Service (Fund 50)	0		38,682		55,754				-17,072
Employee Trust Fund (Fund 73)	246,395		53		488				245,959
Opeb Liability (Fund 74)	4,907,356		1,104		84,614				4,823,847
Total Fund 70	5,153,751		1,156		85,102				5,069,806
Pool (Fund 80)	9,238		3,501		33,508				-20,769
Community Education (Fund 82)	19,998		1,834		36,497				-14,664
Performing Arts Center (Fund 85)	-196		0		4,250				-4,445
Total Fund 80, 82, and 85	29,041		5,335		74,255				-39,879
Cooperative Purchases (Fund 99)	0		8,834		1,800				7,034

Oregon School District Investment Schedule August 2020

Bank Placement	Rate	Fund 10,20's,					
		50, 80's, 99	Fund 38	Fund 39	Fund 49	Fund 73	Fund 74
WISC Cash Management	0.02%	547,249.08	16,642.51	1,514,575.47	0.00	22,027.72	13,121.04
WISC Investment Series	0.09%	11,190,581.86	5,282.30	6,965.66	5,540,624.48	63,148.27	986,132.92
State Investment Pool	0.13%	31,794.07	20,994.22	104,404.02	0.01	161,271.50	3,909,206.16
CD's	0.00%	146,092.86					
Oregon Community Bank	0.10%	19,422.07	0.00	0.00	0.00	0.00	0.00
Total		11,935,139.94	42,919.03	1,625,945.15	5,540,624.49	246,447.49	4,908,460.12



NEW STAFFING ASSIGNMENTS/CONTRACT CHANGES

2020-21 School Year

Board Meeting: September 28, 2020

FTE	Position	Staff Member	Education
0.5	Nurse DW	Emily Staveness. We recommend Emily for the nurse position that will serve our schools district-wide with a primary focus at Forest Edge. Emily has 11 years of experience as a nurse, and worked as a nursing sub in our District. We are excited to welcome her to this position!	BA

CHANGE IN ASSIGNMENT / CONTRACT

Staff Member	Bldg	Grade/Subject	Old FTE	New FTE	Reason

JJ 9/25/2020 For BOE meeting 9/28/2020