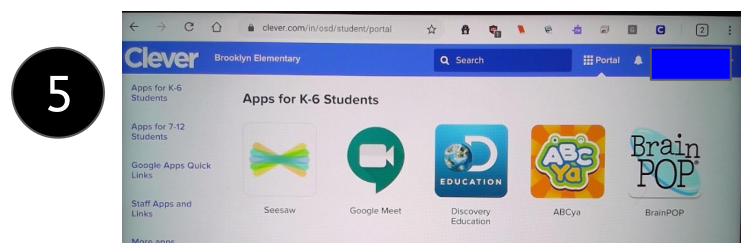
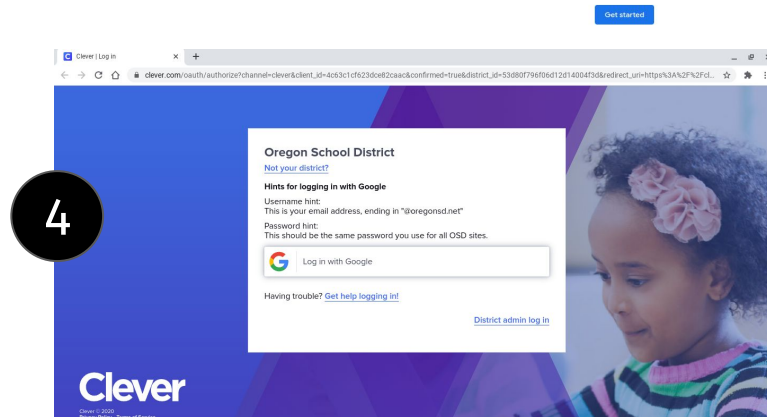
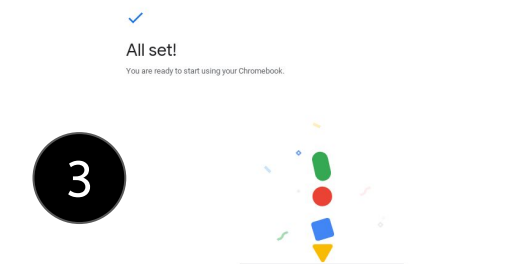
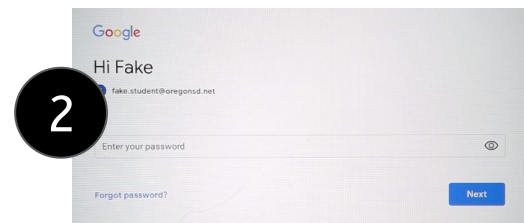
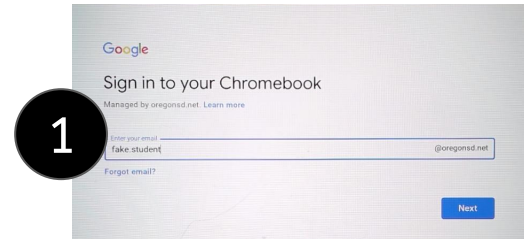


2-6 Getting Students Started with their district Chromebook

Press & hold the power button to power on. Choose your wi-fi connection.

1. Enter your username (first.last) and click next.
2. Enter your password and select next.
3. Select “Get Started.”
4. Click on “Login with Google”
5. Our district CLEVER screen should appear in Chrome.



Caring for Your District Provided Device K-6

Have clean hands.

Hug it and love it.

Put your tablet in a safe space.

Charge device at the end of each day.



ALL DIGITAL CITIZENS

PROTECT PRIVATE INFORMATION
for themselves and others.

RESPECT THEMSELVES AND OTHERS
in online communities.

STAY SAFE ONLINE
by listening to their gut feelings.

STAND UP TO CYBERBULLYING
when they see it happening.

BALANCE THE TIME
they spend using media and doing other activities.

For information and resources about digital citizenship, visit www.common sense.org/educators.

commonsense media

Responsibilities

Only go to approved apps and sites.

Use the device only for school purposes.

Keep food and water away from your device.

Practice being a responsible digital citizen.